

FALL 2022

STYLE ■ COMFORT ■ IDEAS ■ REAL ESTATE

ourhomes

G R E Y & B R U C E C O U N T I E S

forest
VIEWS

CUSTOM
**SAUBLE
BEACH**
DESIGN

SOCK PUMPKINS

**SQUASH
LASAGNA BOATS**

BUILDING
memories



#LoveWhereYouLive



Whether it's your first home or your dream cottage, let Krista and Conrad's experience work for you.



Macdonald's
Furniture & Appliances

Meaford
800-265-3172
macdonaldsfurniture.com



Krista Gill
Sales Representative
519.378.7653

KRISTA & CONRAD
#LoveWhereYouLive

www.KristaGill.com

Sutton
Sound Realty Inc., Brokerage
Locally Owned & Independently Operated



Conrad Brubacher
Sales Representative
226.923.3896

**& beautiful kitchens & baths
& endless possibilities**



The
OLD BARN

POLISHED STONE CREATIONS

is your local source for custom Granite, Marble and Quartz countertops. As a family owned and operated business, we are committed to providing quality workmanship and customer satisfaction. Bring us your ideas and our friendly staff will help make your vision happen. Natural stone is a beautiful and durable way to personalize your dream kitchen or bathroom.

Colour and material selection can be done on-site from our stock of 40 Granite colours. We also offer our customers a wide selection of Quartz surfacing including Hanstone, Caesarstone and Silestone. Or choose from a large selection of Granite remnants that can be used for vanities, fireplace surrounds, accent pieces or just about anything else you can imagine.

To help make The Old Barn a one stop shop, we offer a full line of stainless steel kitchen sinks, porcelain vanity sinks and faucets from Bristol Sinks.

Come visit us today!

Your local source for
Granite, Marble
& Quartz Countertops

18 Celebrating
years
of business excellence!



173480 Mulock Road (between Durham & Hanover)
519.369.1710

theoldbarngranite.ca





Whether town or country,
Your journey to SOLD begins with us.

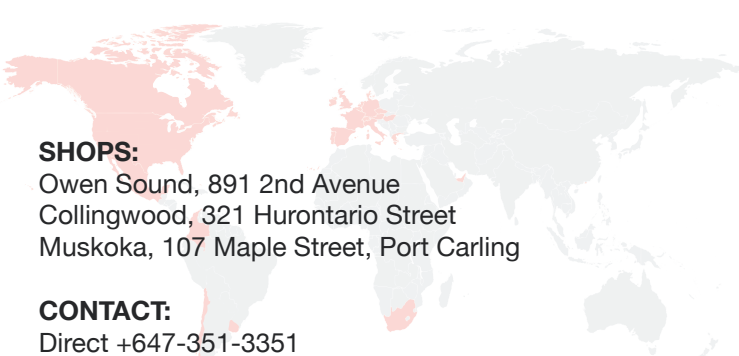


We, at the **McGREGOR HAHNE GROUP**, have a reputation for delivering exceptional service and possessing unrivalled expertise of the Grey Bruce and the Southern Georgian Bay real estate markets. We dedicate the expertise, time and unmatched marketing resources to help you sell your property to the right buyer and get you into your dream property.

JAMES MCGREGOR,
Sales Representative, Certified
International Property Specialist

MAX HAHNE, Broker,
International Real Estate Specialist,
Resort and Second-Home Property Specialist

LETITIA BALDAUF,
Sales Representative,
MBA Luxury Brand Management



SHOPS:
Owen Sound, 891 2nd Avenue
Collingwood, 321 Hurontario Street
Muskoka, 107 Maple Street, Port Carling

CONTACT:
Direct +647-351-3351
mcgregorhahnegroup@evrealestate.com

ENGEL & VÖLKERS®
McGREGOR HAHNE GROUP

TORONTO • BLUE MOUNTAINS • MUSKOKA • GREY BRUCE

Engel and Völkers Toronto Central, Brokerage
Each Brokerage independently owned and operated

MCGREGORHAHNEGROUPEVREALESTATE.COM

GEORGIANBAYLIFE.COM | MUSKOKALAKESLIFE.COM



ben® Interior is Our Choice for Your Next Project

Planning your next painting project? Benjamin Moore® ben® interior paint delivers a smooth and effortless painting experience with virtually flawless results.

With excellent hide and fast dry to recoat times, plus the flexibility to even out brush marks before they dry, ben helps you get the job done faster. It's spatter-resistant, zero-VOC, and its finish is as easy to maintain as it is to apply.

ben interior is available in your choice of more than 3,500 colours and four sheens: matte, eggshell, satin/pearl and semi-gloss. Contact your local store to learn more today!



HANOVER Cuneo's Carpet One Floor & Home
873 10th St | 519.364.1303 | cuneointeriors.com

SOUTHAMPTON Martin's Home Hardware
236 High St | 519.797.3645 | martins.ca


WALKERTON Cuneo Interiors
207 Durham Rd E | 519.881.2170 | cuneointeriors.com



 *Topnotch*
furniture
manufacturers of fine furniture

89446 Fordwich Line
1 km North of Hwy 87, Gorrie

519.335.3213   topnotchfurniture.com



PRECISION DECK AND FENCE



Your deck is an extension of your living space
...a place to unwind and entertain.

Precision Deck and Fence
is here to make your
dream outdoor living space a reality.

Whether it's off the entrance
or at the water's edge, together we can
create your perfect outdoor retreat.

www.precisiondeckandfence.ca
519.377.8130



**COUNTRY
CHARM**
mennonite furniture

Visit our showroom at 317680 Hwy 6 & 10, Owen Sound

WWW.CCHARM.COM 519-376-4434





CHANTICO
FIREPLACES

Chantico Gallery
209784 Hwy 26
Blue Mountains, ON
705.445.9688

Chantico Countryside
158185 7th Line
Meaford, ON
519.538.4112

Chantico - Stu's Stove Shoppe
6 Ashfield, Huron Townline
Kincardine, ON
519.395.0740

ChanticoFireplaces.com

SALES . INSTALLATIONS . SERVICE

The Candue Difference
Integrity | Diligence | Results

CANDUE HOMES

519-369-5051 homes@canduehomes.com www.canduehomes.com

Built Wright Fencing Chesley

Ball Diamonds • Tennis Courts • Swimming Pools • Vinyl Farm Fence • Chain Link • Wrought Iron • Wood Privacy
RESIDENTIAL COMMERCIAL AGRICULTURE
FREE ESTIMATES & PLANNING

"Changing the look of your property."

519.387.5022 | builtwrightfencing.ca

Everything you need
& more!



WEST SHORE STONE & BRICK

Stone & Brick for New Homes & Renovations
Thin Stone Veneers • Mulch (bulk & bagged)
Topsoil/Aggregates • Steps/Flagstone/Rockery
Fire Pit Kits • Paving & Patio Stones
Landscape & Masonry Products

Showroom/Yard is South of Kincardine
1.5 km East of Hwy 21 on Conc. 12

519.395.2747

WestShoreStoneandBrick.com

STYLE • COMFORT • IDEAS • REAL ESTATE
ourhomes[®]
GREY & BRUCE COUNTIES

REGIONAL PUBLISHERS Jamie Jefferson
Georgette McCulloch
REGIONAL MANAGING EDITOR Sara Martin
REGIONAL PRODUCTION MANAGER Kelly Donaldson
MARKETING & ADVERTISING Betty Ann Fawcett, 519.372.6338
bettyann.fawcett@ourhomes.ca

REACH US EASILY: firstname.lastname@ourhomes.ca

OUR HOMES is a registered trademark of OUR HOMES MEDIA GROUP INC.
OUR HOMES Grey & Bruce Counties is published four times a year.
OUR HOMES is distributed to residents of Grey & Bruce Counties via direct mail. Copies of
OUR HOMES are available for free pick up at high-traffic locations throughout the region.
OUR HOMES is sent to select business leaders via direct mail.
OUR HOMES Media Group Inc. is a proud member of the
Owen Sound and District Chamber of Commerce.
Please send all letters and/or feedback to OUR HOMES Magazine,
25 Elgin St., Collingwood, ON Canada L9Y 3L6. Or email us at editor@ourhomes.ca.
All letters received are subject to editing for grammar and length.

OUR HOMES MEDIA GROUP INC:

EDITORIAL	PRODUCTION
EDITOR-IN-CHIEF Georgette McCulloch	PRODUCTION DIRECTOR Lynn Derrick
ASSOCIATE EDITOR Heather Wright	PRODUCTION MANAGERS Julia Dempsey, Kelly Donaldson, Tracy Shuttleworth
DIGITAL EDITOR Rachael Havens	OPERATIONS
MANAGING EDITORS Walter Franczyk, Rachael Havens, Donna Luangmany, Gina Makkar, Sara Martin, Melissa North, Megan Smith-Harris, Gabrielle Tieman-Lee, Janet White Bardwell, Heather Wright	MANAGING DIRECTOR, SALES & MARKETING Jamie Jefferson jamie.jefferson@ourhomes.ca
ART	MANAGING DIRECTOR, OPERATIONS Georgette McCulloch
ART DIRECTOR Tara Chattell	ACCOUNT EXECUTIVE & DIRECTOR OF DISTRIBUTION Lisa Ormsby
ASSOCIATE ART DIRECTORS Sheila Britton, Robynne Sangiuliano	BUSINESS DEVELOPMENT Kelly Craig
DIRECTOR OF PHOTOGRAPHY Jason Hartog	ACCOUNTING Tyler Annette

CONTRIBUTORS
Mike Chajeki, Blynda DaCosta, Nigel Eves, Ashley Graham, Jason Hartog,
Rachael Havens, Kelly Horkoff, Connie Jeske Crane, Maddie Johnson, Robin Jowett,
Gordon King, Lisa Kooistra, Lauren Long, Sandy MacKay, Sara Martin, Jenelle McCulloch,
Tamarisk McNalty Stephens, Devon Pastorius, Lynne Richardson, Erin Rochon,
Chelsea Sampson, Megan Smith-Harris, Sarah Tacoma, Patti Wilson

Advertisements and the content, including photos, of advertisements published within
OUR HOMES magazine are supplied solely by the advertiser and neither the publisher nor
OUR HOMES Media Group Inc. accept responsibility for opinions expressed in advertisements or for
copyright issues with regards to photos, advertising copy and advertisements, nor shall they be held
liable thereby. By act of reading this publication, all advertisers and readers agree to indemnify and
hold harmless both OUR HOMES Media Group Inc., and the publisher thereby. Copyright ©2022
OUR HOMES Media Group Inc. All rights reserved. Reproduction without permission is prohibited.

OUR HOMES CAN BE FOUND IN THE FOLLOWING MARKETS:
• Barrie/Ontario/Midland • Grey Bruce • London • Muskoka • Ottawa • Peterborough
• Southern Georgian Bay • Toronto & York Region • The Golden Horseshoe
• Wellington County/Orangeville/Caledon/Waterloo Region • Windsor



**CHESTNUT
PARK**[®]
REAL ESTATE LIMITED, BROKERAGE
CHRISTIE'S
INTERNATIONAL REAL ESTATE



Our commitment to our clients is
based on the foundation of our
Four Pillars of Success

TRUST | INTEGRITY | KNOWLEDGE | DISCRETION

With over 20 offices in multiple regions within
Ontario, Chestnut Park[®] REALTORS[®] are ready to
assist you with your local real estate needs.

30+ **400+**

Over 30 Years Of
Industry Experience

Real Estate Agents
Across Ontario

Find us locally
in these markets

BARRIE/COLLINGWOOD
705.445.5454

WIARTON
519.534.5757

OWEN SOUND/
TOBERMORY
519.371.5455

SAUBLE BEACH
519.422.0005


Chestnut Park[®] Real Estate Limited, Brokerage | chestnutpark.com



AIR CONDITIONING • WATER SYSTEMS • FIREPLACES

519-369-3411

We pride ourselves on offering the highest value on all the products we service & install.



The Flooring Place

EST 1993

25 Sanford Fleming Dr. Collingwood

705 445 7259

theflooringplace.ca



The Glass Place.ca

Lowrence Glass & Mirror Ltd.


1 Balsam St #14, Collingwood

705 445 5292

theglassplace.ca

Tile
Hardwood
LVT
Carpet
Shower Glass
Glass Railing
Mirrors
Storefronts
Stair Railing
and more...

Advertise With Us



Give your business the benefit of premium exposure and connect, like never before, to our extensive targeted readership!

Betty Ann Fawcett Account Executive
T: 519.986.2599 E: bettyann.fawcett@ourhomes.ca

editor's note



MY HOUSE IS IN DISARRAY.

Towels cover the sofa, stuffed toys are strewn around the house, paper towels sit in every room at the ready and liver treats are always in my pocket. I have had one too many close encounters with the sharp edges of Nylabones, and stuffing the Kong with peanut butter is my go-to for a little quiet time. The reason? Gus, a wheaton/poodle cross – also known as a whoodle – who is now part of my family. He was born at Silver Lake Doodles, where I also found my sweet little girl, Fifi, a papillon/poodle cross or papipoo. If Fifi is anything to go on, Gus is going to be a wonderful addition.

Having a puppy once again is a learning curve. Many people think the learning curve is for the dog, but I look at it differently. I feel the learning curve is for me. Everything I do in my home has become a conscious action with one thought: What will Gus do?

The towels that cover the sofa are there until he understands that furniture is not his resting place. Slowly he is enjoying the big comfy dog beds that are just for him, his toys and treats. He is starting to pay less attention to the vacuum and he knows that cruising alongside the counter in the kitchen is a big no-no. Accidents in the house are becoming less frequent, he is sleeping through the night (in one of those big comfy beds) and he comes when he is called. I don't want to sound like I'm bragging, but he is such a smart boy!

Exposing him to as many different situations and experiences has become my pastime, with the goal of making him chilled about meeting people, going to new places, walking on a leash and not jumping up!

Although dogs do continue to learn throughout their lives, the first three-to-10 months seem to be the best time for their "puppy brain" to absorb information and retain it. As Gus is five months old, I still have time to make him the perfect dog for me. But most importantly, I want Gus to be happy and good natured, love my children and grandchild and anyone who visits my home. So far, that is exactly who this beautiful boy is.

Happy Fall!

Sara Martin

Sara Martin, *Managing Editor*
sara.martin@ourhomes.ca

Follow us

Sign up for our newsletter
ourhomes.ca/newsletter

online Get more at ourhomes.ca

Celebrating over
20 years
in the Town of
Blue Mountain



city stone quartz and granite
Certified porcelain slab fabricator.
Specialized in Manufacturing & Installing
Quartz & Granite countertops
Hwy #26 Thornbury | 519-599-7300
citystone.com

FULL SERVICE
design

519.389.1667

amanda@ccdesigns.ca

www.ccdesigns.ca



Cottage Country
DESIGNS

CONTENTS

FALL 2022



34

92



64

ON THE COVER

A must-have wood-burning fireplace is perfect for family gatherings. Story, page 64. Photography by Sandy MacKay.

24



LOCAL FEATURES

- 24 Style Picks** A collection of products to complete your latest home project.
- 34 Feature Home** A log home on 25 acres steals this couple's hearts.
- 56 Spotlight** Luxury Woodworking creates, designs and builds custom cabinetry all under one roof.
- 64 Home & Builder** Tour a home built with synergy for family gatherings.
- 80 People & Places** Local businesses want to help make your home happy.
- 94 Feature Home** You'll love this custom all-season cottage in Sauble Beach.



56



your **HOME EXTRAS**
SPECIALISTS

Closets & Garages - Blinds & Shades - Epoxy & Modular Flooring - Seasonal Spaces & More!



WILSON
SOLUTIONS

Contact us for a free estimate.
We'll create a 3D model to help visualize the end result.

P 519.369.8225

info@wilsonsolutions.ca
wilsonsolutions.ca

CONTENTS

FALL 2022



112



60



94



76

DEPARTMENTS

- 16 **Editor's Note**
- 22 **Advice** Pattern Play
- 28 **Good Taste** Chai White Russian
- 30 **Design Ideas** Functional Kitchens
- 46 **Crafty Ideas** Wheat Napkin Rings
- 48 **Birding** Fall Flights
- 52 **Decorating** Candle Trends
- 60 **Design Ideas** Little Luxuries
- 76 **Real Estate** Cabinet Colour Trends
- 90 **Green Living** Clean Air
- 92 **Focus** Range Hoods
- 108 **Projects** Sock Pumpkins
- 110 **Home Resource Directory**
- 112 **Cooking At Home** Squash Lasagna
- 114 **Finishing Touch** Home Office Ideas



22



From the forest ...to your home.



Do it once...do it right!

South Bruce FLOORING

DIVISION OF BERNIE MCGLYNN LUMBER LTD.

1563 Hwy. 9, RR #5, Mildmay
southbruceflooring.com 519-367-3215





**STARTING OFF
ON A SOLID FOUNDATION**



**FOR EFFICIENT FOUNDATIONS
THAT MEET THE HIGHEST ENGINEERING
STANDARDS IN THE INDUSTRY.**

**CONTACT US NOW
519-924-0050**

postechpiles.com

advice



Designer **Tamarisk McNalty Stephens** shares her ideas.

PATTERN *Play*

Pattern is a principle of design that refers to the repetition of multiple elements within a design, often seen in wallpaper, fabric, tiles, etc.

Look to nature and you will see patterns all around us (some uniform and some not) in colours, lines and shapes that repeat themselves. Examples of patterns include:

The waves at the beach and the undulating lines they leave in the sand.

A fractal (small-scale, never-ending, complex pattern) found on a snowflake.

The radial symmetry of a tulip or a daisy.

The bilateral symmetry found on a butterfly or leaf (pattern equal on both sides of an axis).

Spirals found on snail shells.

The pattern of the seeds in a sunflower head or when looking at a top-down view of a pinecone.



PURPARKET INC.: Gravity S&B Bisque Herringbone Flooring

MORRIS & CO.: Pimpernel Wallpaper



FIRECLAY TILE: Fallow Tile in White



LOLOI RUGS: LAR-02 MH Mist / Neutral - Laura Collection from Magnolia Home by Joanna Gaines



KRAVET: Fabrics in Meeker Stripe - Flax, Eldora Print - Flax and Kaya - Flax

INTEGRATING PATTERNS IN YOUR HOME

There has been a strong focus on minimalist interiors over the past decade and, currently, a definite shift towards a more traditional approach to decorating. This often means embracing more patterns in our homes – in an updated way and to varying degrees, of course.

Here are some tips to spruce up your space with patterns.

1. PICK A PALETTE

Before you begin to play with patterns, it's important to decide on an overall palette – and stick to it. If you intend to use many patterns, try limiting the number of colours and selecting hues of the same intensity. A cohesive colour scheme will help tie it all together.

2. FOCUS ON FEELING

Decide on the feeling you are trying to achieve in the space (energizing vs. serene, etc.). A graphic wallcovering may help enliven a space whereas a soft tone-on-tone botanical wallcovering may create a more restful atmosphere.

3. EMPHASIZE SCALE

If all your patterns have a large motif, the space will not feel balanced. It is best to integrate patterns from small to large. For example, a large graphic floral print combined with a medium stripe and a small dot could feel complete when they are combined with simple solids and textural elements.

4. PRACTISE RESTRAINT

Don't forget about "negative space" as it ensures the eye can focus on the important elements while providing a moment to pause between them. More is more – until it becomes chaotic. Balancing patterns throughout the space is key.

5. ACCENTUATE A FOCAL POINT

Instead of making a pattern the focal point, try to use it to frame and highlight a natural focal point in the space – whether it is a fireplace, a beautiful view outside, built-in cabinetry, etc. You want to draw attention to the focal point in the space, not confuse the eyes as to where the focus should be directed.

6. WHEN IN DOUBT, KEEP IT SIMPLE

Even neutral patterns can add a layer of visual interest and thoughtfulness to a space – it doesn't have to be bright and bold to have an impact. For example, installing a herringbone inlay as a feature in your hardwood flooring or opting for a checkerboard pattern in timeless grey-and-white porcelain tiles can add an understated element of sophistication to your floors.

You can let your unique style and personality shine when you embrace patterns that speak to you and reflect your aesthetic. Have fun! **OH**



Get the look you've
always wanted

home decor
interior decorating
Canadian-made furniture
custom drapery & bedding

*Don't see what you're looking for?
We'll try to find it for you.*

interior **MOTIVES**
& CO

4946 Bruce Rd.3, Port Elgin
(between Burgoyne & Southampton)
519.386.8182

interiormotivesandco@gmail.com
interiormotivesandcompany.com

style picks



PROJECT CENTRAL

It's easy to finish your home projects with these products from around Grey-Bruce.



PHOTOS 1, 3: SANDY MACKAY



1 WIARTON HOME DESIGN CENTRE

Flooring

Let the amazing selection of flooring be inspiration for a fall project. With so many options, the design team can help narrow down the best product to suit your style and needs.

160 Berford St., Warton
519.534.5599 | homehardware.ca

2 HDTV AND ELECTRONICS

Sonos Move

Delivering bold sounds to move you, this powerful, durable and versatile Sonos smart speaker can stream over WiFi or Bluetooth. Its battery lasts 11 hours, so take it wherever you want music.

110 Jackson St. S, Walkerton
519.507.4388 | hdtvandelectronics.net

3 UNIQUE PIECES

Console

Made of Acacia wood with cane detail, this versatile console is perfect under a wall-mounted television or in a foyer as a spot to sit and change footwear while providing extra storage.

604 Main St., Sauble Beach
647.992.5909 | uniquepieces.co

4 THE FYRE PLACE & PATIO SHOP

Wood Stove

Morsø has been making wood stoves since 1853 and are purveyor to the Royal Danish Court. The minimalistic designs are all cast iron, which offers great heat distribution while meeting very strict environmental standards for low emissions. Available in a variety of styles, they are perfect for small homes and cottages.

717861 Hwy. 6, Owen Sound
519.371.2963 | thefyreplace.com

5 THE OLD BARN

Quartz

With a vast selection of durable designs, quartz is stain-resistant and elegant. The expert staff will help choose the right product for your project, produce the template, cut and finish the stone on-site and complete the installation. How's that for convenience?

173480 Mulock Rd., Hanover
519.369.1710 | theoldbarngranite.ca

6 SUNSET BLINDS & AWNINGS

Powerview Motorization Roller Shades

The pebble remote from Hunter Douglas offers the latest automation for operating roller shades that are available in endless fabric choices. The remote also comes in a choice of coordinating colours. It can be integrated to third-party systems like Alexa or use a mobile device to streamline the number of remotes in your home.

668 Goderich St., Port Elgin
519.832.4543 | sunsetblinds.ca

Continued on page 26



7

7 GEORGIAN BAY COUNTRY MARKET

Apple Pie
On cool fall days, a warm slice of homemade apple pie is like wrapping yourself in a soft cosy throw and sitting by the fire. Take one as a hostess gift or treat yourself. You won't be disappointed.

267 Hwy. 6, Warton | 226.974.6797

8 WEST SHORE STONE AND BRICK INC.

Firepit Kit
Always dreamed of having a firepit but weren't sure about how to build one? With options in round or square shapes, with or without screen covers, these kits give you the material needed to have your friends over for an evening centred around the firepit you built.

2047 Concession 12, Ripley
519.395.2747 | westshorestoneandbrick.com

9 MACDONALD'S FURNITURE & APPLIANCES

Sofa
If you want an eye-catching sectional with a retro flair, try the Fargo from Décor-Rest Furniture. You can customize to suit your home with metal or wood tapered legs and a variety of colours in fabric or leather.

206518 Hwy. 26, Meaford
519.538.1620 | macdonaldsfurniture.com OH



8



9

PHOTOS 7, 8: SANDY MACKAY



Markdale FLOWERS
Brighten their day!
full service flower shop
unique gifts
balloons
wedding flowers & decor

56 Main St. W., Markdale • 519.986.2721 • markdaleflorist.ca

Concerned about your financial future?
A second opinion could help.

For a limited time, contact me for a complimentary second opinion and **receive a \$100 gift!**

Some conditions apply*.

Contact me today to get started.



Betty Anne Knight, CFP
Investment Specialist
and Financial Planner
519.386.4052
bettyanne.knight@scotiabank.com

Scotiabank.

* To redeem for this offer you must present this advertisement upon completion of your financial review conversation with a Scotiabank Investment Specialist on or before October 31, 2022. Upon completion of the review, you will receive a special offer code and a reward code to redeem from your choice of Ultimate Dining® E-Promo Card, Indigo® E-Gift Card, Esso and Mobil™ E-Gift Card or Hudson's Bay E-Gift Card at www.scotiabank.com/reviewreward. A valid email address is required in order to receive the E-Promo or E-Gift Card. E-Promo Cards are valid for 90 days after activation. E-Gift Cards do not expire. No purchase required. Maximum one offer per customer. Offer is non-transferable and cannot be duplicated. ® Registered trademark of The Bank of Nova Scotia, used under licence. Scotiabank includes The Bank of Nova Scotia and its subsidiaries and affiliates, including Scotia Securities Inc. As used in this document, "Investment Specialist and Financial Planner", "Investment Specialist" and "Financial Planner and Investment Specialist" refers to a Scotia Securities Inc. mutual fund representative or, in Quebec, a Group Savings Plan Dealer Representative who is also registered in the category of Financial Planner. Scotia Securities Inc. is a member of the Mutual Fund Dealers Association. † All other trademarks are the property of the respective owner(s). Trademark owners are not affiliated, sponsoring or endorsing this offer or any Scotiabank products or services.

Home Town DESIGN
FULL SERVICE INTERIOR DESIGN FIRM
kate@hometowndesign.co 226-256-8280 hometowndesign.co



BUDGET® BLINDS
Style and service for every budget.®

Call Linda Urbshott for your free in-home consultation!

519.793.3921
BudgetBlinds.com

good taste

Chai WHITE RUSSIAN

RECIPE AND PHOTOGRAPHY **JENELLE MCCULLOCH**

This is a twist on the classic White Russian cocktail. The secret is simple – chai tea infused vodka.

Ingredients (Makes 4 Cocktails)

CHAI INFUSED VODKA

8 ounces vodka
4 chai tea bags

RECIPE PER COCKTAIL

2 ounces of chai infused vodka
1 ounce Kahlúa
A splash of heavy cream

Instructions

To infuse the vodka, combine vodka and chai tea bags in a container and let sit for two hours.

When ready to assemble, build cocktail in a serving glass by combining two ounces of chai infused vodka and one ounce of Kahlúa.

Top with a splash of heavy cream. Stir and enjoy! **OH**



We build excitement!



Great Lakes Custom Homes & Renovations

Your Premier Custom Home Builder in Southern Georgian Bay

Robert Abbott, Owner

Town of the Blue Mountains | 705.446.4831 | greatlakescustomhomes.ca

2 km N of Wiarton



**BAKERY
PRODUCE
FUDGE
ICE CREAM**

In-house baked goods, ON produce, meats & fish, preserves, plants, artisan foods, gifts & more!

Open 7 days a week

226.974.6797



GEORGIAN BAY
COUNTRY MARKET

Proudly serving locals & tourists on the Bruce Peninsula since 1977

Get Cooking

TIPS FOR DESIGNING A FUNCTIONAL KITCHEN

If a kitchen doesn't serve many functions well, is it really a kitchen or just an expensive waste of space? There's a reason every kitchen I design prioritizes function. Things like storage and organization may not have the same outward appeal as the shiny elements, but they are the first step to a practical and, ultimately, beautiful kitchen.

A kitchen that serves you well has organized storage space, a layout conducive to cooking and serving, and of course, a helping of style. As a peripheral focus, budget is another important consideration. Doing it right the first time will ensure you only have to renovate – and pay – once.

From someone who's designed more than a few kitchens, here are some key areas to focus on.



STORY
PATTI WILSON
PHOTOGRAPHY
MIKE CHAJECKI

Traffic

How do you enter, exit and move through your kitchen? How many cooks are working in the space at the same time? Where do you stand to prepare meals and what is your process? Where do you congregate and entertain? The most functional kitchens are designed for the user and their unique lifestyle, so consider this carefully. When planning your kitchen's layout and traffic flow, ensure you're not blocking doorways, windows and pathways or bumping into your partner.

Island

If your plan includes an island, don't forget to factor in some room to move around it. Leave at least 42 inches between the food prep area and the perimeter to accommodate one chef, and 48 inches if there's more than one cook at a given time. On the serving and dining side of the island, the counter should have a minimum 12-inch overhang to allow people to sit comfortably.

Aside from your kitchen's overall dimensions, the number of guests you need to accommodate will factor into the island's ideal size. Allow 24 inches per place setting, with a typical dining depth of 18 inches.

Continued on page 32



LOCALLY BUILT
IN ONTARIO

519-897-8500

info@elegantstonehouse.ca

Unique Designs • Amish-made Furniture • Modern Styles



Visit our online store for a calm, elegant shopping experience!

elegantstonehouse.ca

Great Lakes
WOODWORKING
Custom Kitchen Cabinets & Design | Islands | Vanities
519.363.2474

Storage

This is a big one. Kitchen storage can include built-in elements like dedicated appliance pullouts (think coffee station or mixer stand), pantries, cabinets and under-island storage, to less permanent, less conventional choices, like a china cabinet, a shelving unit or a table with integrated drawers. Regardless of what you choose, pay attention to height. Convenience is key for certain often-used items, while high-up or awkward spaces are a great place to store occasional items.



TIP: Don't forget about the blind spots. There are many often-overlooked areas that can be of good use, like adding pull-out drawers or shelves and sliding waste bins under the sink. Corner cabinets, or those few extra inches between the stove and cabinet, are perfect places for baking sheets and cutting boards.

When planning your kitchen, consider your storage style. Your storage system should be guided by your lifestyle and personality. If you are a visual person, you may benefit from an open-storage system that puts your inventory on display. If this is your organizing style, hopefully neatness is another of your qualities. If you're on the messy side, consider closed cabinets that keep your clutter out of sight and out of mind – until you need it.

Patti Wilson, principal of award-winning Patti Wilson Design, is known for creating stylish, thoughtfully curated, livable interiors.

Technology

A simple way to meet technology needs and anticipate future ones is to incorporate charging and docking stations into drawers, allowing you to conceal cords neatly out of sight.

The kitchen is, by far, the busiest room in the home. It handles the cooking, eating and entertaining, working and learning from home. It shoulders a huge storage load for daily and occasional essentials. It is where we “do what we do,” whether that’s hosting friends and family get-togethers, whipping up a gourmet meal or running your side-hustle cupcake business. When your kitchen is built to physically handle your daily lifestyle demands, every day is more enjoyable. **OH**

YOU'VE NEVER SEEN A KITCHEN STORE LIKE THIS BEFORE!

THE COOK'S CUPBOARD

WOW!

- Cookware
- Gourmet Food
- International Ingredients
- Kitchen Tools & Gadgets
- Linens & more!

Port Elgin • Southampton • Owen Sound • www.fulfords.com



Kitchen Flooring



Bath



Ask us about Beaver Homes. Many designs available.

a division of the Warton Home Building Centre
160 Berford St., Warton ON 519.534.5599
wiartonhhbc.com



CLOSER *together*

STORY **MADDIE JOHNSON** |
PHOTOGRAPHY **SANDY MACKAY**



Steve Brophy, Julie Burnham, K-Os and Charles Assels, owner of C&A Construction Ltd., enjoy a moment by the pond.

They say home is a gathering place where you are always welcome and surrounded by those you love.

Steve Brophy and Julie Burnham learned just how true this is when they bought a second home in Markdale in the fall of 2020 and began what was to be the biggest renovation project of their lives. “The house had good bones,” says Steve. “It’s a white-pine, log cabin home, with a large extension.”

The couple from Toronto started exploring different places to buy a recreation home a few years ago. Steve had a strong tie to the Southern Georgian Bay area, bringing his kids skiing here year-after-year when they were younger. “Steve really had his heart in this

general community,” Julie says.

In the early days of the pandemic, the couple would spend their weekends driving around, familiarizing themselves with the different communities in the area. They had hired a real estate agent, but only wanted to make the trip north if they could look at a handful of houses. Then Julie stumbled on a YouTube video for a house in Markdale, and she immediately fell in love with the property.

They drove up from the city for a viewing in the spring of 2020 and were shocked by what greeted them. *Continued on page 36*



ABOVE: The pond is the main feature of the property and what caught Julie’s eye. It is a jewel at the centre of the 25-acre property and is surrounded by mature trees and grass. It is not only scenic but serene. Grass is maintained by Vern Scott. **RIGHT:** The front verandah was rebuilt and now has a covered place to sit and enjoy the view of the property. Black-and-white checked cushions sit on the red Muskoka chairs from The Rusty Star. **OPPOSITE:** Decks at the rear of the home offer many opportunities to sit and enjoy the pond. Shade-loving plants under the addition to the main house are thriving.



feature

“We got out of the car and we were gobsmacked,” says Julie. “Our jaws dropped when we saw the actual property in living colour. It was unbelievable.”

The land spans 25 acres of meadows and forest, with a network of trails intertwined. The feature is a lake-sized pond in the middle of the property. A little cabin sits kitty-corner to the expansive main building.


Then they stepped foot into the house and despite what they saw on the listing video, their hearts sank.

“We let out a massive sigh,” she says. “You could tell immediately it was going to need work.”

But the property, pond and location had stolen their hearts and they saw potential in the house and the cabin. Steve and Julie have five adult children between them, and having that separate living area was a real draw, especially to accommodate their growing family. They knew, over time, it could be the gathering place they had dreamed of.

They put in an offer and closed in the fall, and “have been full-steam-ahead ever since.”

BELOW: Sitting kitty-corner to the main house, the white pine log cabin is the favourite accommodation for guests. Linwood Industrial Corp. supplied the metal for the roof, which was installed by Boathouse Creations. Hardscape materials were sourced at SW Stone Works.



The main house was built in 1987 with the great room a more recent addition. Conversely, the small cabin is a historic building estimated to have been built in the early to mid-1800s as a settler's construction.

Steve and Julie knew there were three main projects they wanted to tackle. A friend in the Beaver Valley area recommended local contractor **Charles Assels** of **C&A Construction Ltd.** and the trio clicked right away. Charles and his site supervisor **Blair Borthwick** jumped right in.

The first project was the cabin.

“It was a disaster and I think most people would have completely bulldozed it, but we wanted to preserve it,” says Steve.

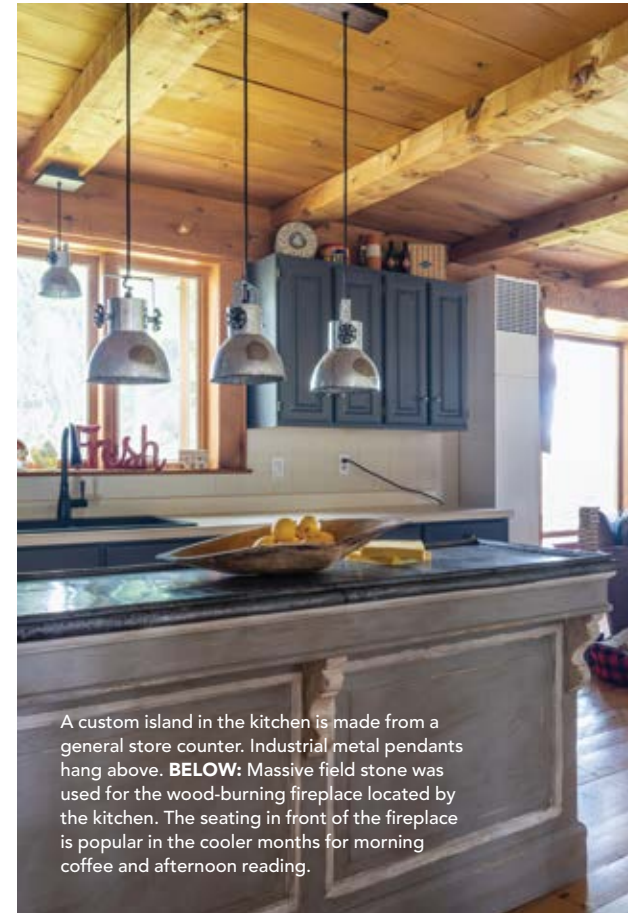
They took it right back to the logs – the floor was dirt – and completely renovated it. It now has two guest bedrooms. Julie says that when they give their guests the option of which building to stay in, they always pick the cabin. *Continued on page 39*



TOP LEFT: The front door of the guest cabin has a charming screen door and a flowered wreath. **TOP RIGHT:** A large firepit at the rear of the guest cabin is surrounded by rustic log benches. **ABOVE LEFT:** The handsome six-year-old mini bernedoodle, K-Os, loves his country life. **ABOVE:** Julie and Steve's sense of humour is evident in the sign hanging on the old well pump in front of the guest cabin.

feature

Replacing the old set of stairs with this streamlined design, using aircraft wire and Douglas fir, enlarged the entryway. The teak bench was purchased at Clerkson's Home Store. Flooring was sourced at Bigelow Flooring and installed by Boathouse Creations.



A custom island in the kitchen is made from a general store counter. Industrial metal pendants hang above. **BELOW:** Massive field stone was used for the wood-burning fireplace located by the kitchen. The seating in front of the fireplace is popular in the cooler months for morning coffee and afternoon reading.



A string of novelty lights trails through the dishes in the open shelving of the kitchen island.

The next project was replacing the large set of stairs situated in the front entryway of the main house.

“They were old, very traditional colonial switchback stairs and as soon as you walked in the front door you could basically touch them,” laughs Julie. “The entrance was not at all inviting.”

A custom-built set of stairs was installed from the basement all the way to the second floor.

“Cavan Dykeman and Scott Kutcy of Boathouse Creations did an incredible job,” says Julie. “We had an idea but it was their vision and creativity as artists that brought new life to our home. They made a beautiful open space for us.”

As with most major projects, one thing leads to another and they ended up pulling out the entire basement and renovating it, as well as the entire primary bedroom, and turned the only bathroom on the second floor into two: a main bathroom and an en suite for the primary bedroom. *Continued on page 40*



Three-dimensional white roses highlight the home's log walls in the reading nook. The painting is by Don Cavin.



All the guest bedrooms have been numbered to give the house a hotel feel. Julie even added little cubbies in the main bathroom with the room numbers and all their kids' (and plus ones) names so they have a place to store their toiletries.

"I really enjoy having people come here and want them to feel like they are in a special place," she says.

In fact, Julie and Steve say that is the number-one comment they get from anyone who comes to visit, that it feels like a resort. That or a luxury golf course. "We try to be as thoughtful as we can in terms of



The living room is part of a later addition to the home. Windows on three sides afford a spectacular view of the property. Georgian Audio Video installed the Sonos sound system that allows for music in every room of the home. The sectional sofa was purchased from At Home Interiors. **TOP RIGHT:** Friends who have stayed at the home have remarked that the landscape reminds them of a golf course with the acres of cut grass, water and the forest. From this end of the pond you expect to see a golf cart off in the distance or a pin flag.



LEFT: A pair of Buddhist temple doors from Danfield Antique Furnishings and Fine Art are displayed in the dining room. Table and chairs are from Clarkson's Home Store. Walls are painted White Sand by Benjamin Moore. **BELOW:** The spiral stairs to the loft bedroom in the guest cabin are from Endeman's Ironcraft Ltd. The walls of the cabin are painted Benjamin Moore Simply White.



'what would people need here to make their experience as best as could be,'" Julie says. If every bedroom was occupied, they could sleep 15 people comfortably. And they have.

Their final project has yet to be completed, but when it is, the place will be more than what they ever envisioned.

Seven acres of the 25 have all been cleared into a meadow – hence the luxury golf course

feel. But other than the front verandah, there was no outdoor living area. Even the verandah needed a major facelift. So they tore it out and landscaped the surrounding area, and this is where Steve and Julie hang out when they are not down by the pond. The big idea is to build a series of connecting terraces with a roof – an open-air, outdoor-living concept. They expect this to come together within the next year.

Continued on page 42



1. In the main bathroom, named and numbered baskets offer a spot to keep toiletries for visiting friends and family.
 2. The white double vanity, topped with a marble counter, offers more storage in the main bathroom.
 3. A cosy bedroom on the main level of the guest cabin. Concrete for the new floor was installed by Cook Concrete. Plumbing was handled by Artery Plumbing and electrical was completed by EVO Electrical Contracting. 4. The loft bedroom is nestled under the eaves of the guest cabin.
 5. The yellow dresser in guest room 21 was found at Loved You Madly.
 6. Ceiling beams in the primary bedroom and the wall behind the bed are painted Benjamin Moore Wrought Iron.



Do it Right, Seal it Tight!
AIRTIGHT INSULATION SOLUTIONS
 Quality work, affordable prices
 Call, text or email us today for your next project!
airtightsprayfoaminsulation@gmail.com
 519 377 0917 topinsulation.ca

Cook CONCRETE

Concrete Foundations & Floors
 Excavation Services
 Sidewalks & Driveways
 ICF Homes
 Residential, commercial, & agricultural

Serving Grey Bruce & Wellington Counties.
519.375.5439

BUY DIRECT FROM THE SAWMILL!

**BUYER OF STANDING TIMBER | ALL DECKING MATERIALS
 BOARD & BATTEN | T&G SIDING
 WHITE PINE FLOORING | POST & BEAM**

Call us for current pricing and availability.

TIMBER INC
MOGGIE VALLEY
 HOLLAND CENTRE • 519 794 0018
www.moggievalleytimber.ca

feature

While they gave full creative license to Charles Assels and Blair Borthwick, and they had professional input on the colour palette, they choose almost all of the décor themselves. Julie says the interior decorating in both buildings has been a DIY project.

The house also features a jukebox, pool table that converts to a ping pong table, large TVs and a built-in Sonos sound system throughout the main building. "Everything people need to have fun," Julie says. There are also trails throughout the property for snowshoeing and hiking and they even have a John Deere Gator to help them get around in the summer.

But the best part? Julie says the the property has brought them closer as an extended family.

"I didn't expect any of that when we bought this place," she says. "Our family has always been tight, but this really reconnected us in such a special way."

"From my perspective, we always had a vision of creating a gathering place," adds Steve. "People come and stay for a couple nights, we talk and eat together. We love to say, 'only memories served here' and that's exactly what we wanted for this home." **OH**




TOP RIGHT: Sliding doors in the primary bedroom lead to a private balcony. Heating and cooling for the home and cabin were entrusted to Zeke Air Heating & Cooling. **LEFT:** The design of the new stairs in the upper-level hallway creates openness that highlights the beams of the log structure. **ABOVE:** Yellow accents in the primary bedroom are layered on the bed. The sign above the headboard starts each day with a positive and joyful affirmation.

KitchenAid®

SQUARE DEAL NEIL'S
TV & APPLIANCES *For over 60 years!*

SALES & SERVICE • NEW & USED
Hwy 21, Southampton 519-797-3905
www.squaredealneils.ca
Large enough to serve you, small enough to care!



Premier Industrial Painting

Epoxy Floors - Residential, Commercial & Industrial
Media Blasting | Staining
Sealing | Painting

Call us today for a free estimate!
Office: 519.506.3735
Cell: 226.668.5918
premier@wightman.ca
premierindustrialpainting.ca



wheat NAPKIN RINGS

PROJECT AND PHOTOGRAPHY ERIN ROCHON

ELEVATE YOUR DINING EXPERIENCE WITH A WHEAT-LOOK NAPKIN RING. THIS DIY IS EASY TO MAKE AND WILL BRING AN ORGANIC FEEL TO YOUR AUTUMN DINNER TABLE.



Materials

- Round metal shower curtain rings
- Raffia
- Dried wheat stalks
- Hot glue gun



How-to

STEP ONE

Start by gluing approximately three strands of raffia ends to the shower curtain ring. Once the ends are securely attached, begin wrapping the raffia to completely cover the ring. Once it's covered, glue the ends to hold them in place.

STEP TWO

Take three wheat stalks and cut one of the stalks to approximately seven inches in length. Cut the remaining two stalks to five inches in length. Use the raffia to either tie the wheat stalks together or add a drop of glue to secure them in place. Add three strands of raffia in varying heights around the stalks to create leaves. Use your fingers to curl the leaves to add more interest.

STEP THREE

Add glue to the napkin ring, place the wheat stalks vertically and hold in place until the glue dries. Next, use a raffia strand to tie the stalks in an X pattern to hold it in place. For a more finished look, wrap the ends of the stalks with raffia. Make sure the wheat stalks are secure, then tie off the raffia and glue it in place.

Create a set of napkin rings for your guests, add your favourite napkins and enjoy! **OH**



**TV when it's on.
Art when it's off.**

4K UHD HDR QLED Tizen Smart TV

SAMSUNG



HDTVandElectronics.net

110 Jackson Street, South Walkerton | 519 507-4388



Reilly's Roofing Ltd.

226.668.2045

reillysroofing.ca | reillysroofingltd@gmail.com
122455 Grey Road 5, Owen Sound

We Provide Affordable Roofing Services For Everyone



PREFERRED CONTRACTOR
50 YEAR NON-PRORATED WARRANTY!

Reilly's Roofing is an independent contractor and is not an affiliate of Owens Corning Roofing and Asphalt, LLC or its affiliated companies. © 2021 Owens Corning. All Right Reserved.



BETTER HOMES. BETTER ROOFS. BETTER CALL US!

Maintaining your roof is the best way to keep you and your family comfortable and safe from the elements. However, if you do experience a leak or issue with your roof, don't sweat it. Just call the team at Reilly's Roofing Ltd for help! We have experience fixing and maintaining every type of roof on houses and cottages in the Owen Sound area. We offer fair pricing for our high-quality services!

Residential Roofing • Commercial Roofing • Industrial Roofing • Roof Repairs • Roof Replacement • Slope Roofs • Metal Roofs • Flat Roofs • Eavestrough • 24/hour Emergency Repair

Serving Grey Bruce & The Surrounding Community For Residential, Commercial, Institutional & Industrial Roofing.



STORY **LYNNE RICHARDSON**
PHOTOGRAPHY **NIGEL EVES**

FALL *flights*

American Wigeon

Were you one of the many school kids across the country who memorized this iconic poem that beautifully describes autumn? I was one of those kids and I can still recall it today, word for word. It evokes the simple and charming essence of a fall day.

*Along the line of smoky hills
The crimson forest stands,
And all the day the Blue Jay calls
Throughout the autumn lands.*

*Now by the brook the maple leans
With all his glory spread,
And all the sumacs on the hills
Have turned their green to red.*

*Now by great marshes wrapt in mist,
Or past some river's mouth,
Throughout the long, still autumn day
Wild birds are flying south.*

~William Wilfred Campbell

Wild birds do indeed fly south throughout the autumn lands and in great masses. Roughly three times more than those that arrived in spring migrate in the fall, bolstered by the seasons' crop of young. But even with this mass exodus, the fall flight is somewhat leisurely, with time for gathering into flocks and slowly fuelling up after the frenzied months of courting, nest-building and feeding voracious nestlings are behind them. There is no urgent reason to get to their wintering destinations. However, fall migration still holds its own highlights despite being less intense than the spring journey.



Blue Jay

FALLING INTO WINTER

There are patterns and highlights to the fall flight. It helps to know what to look for and when. Each month features a peak of species that make their move en masse in response to the shortening hours of daylight, the cooling temperatures and the reduced abundance of food. These factors, plus something in their genetic makeup, triggers a mysterious signal to take to the air at a certain point specific to each species. *Continued on page 50*



Introducing the new standard of switches and receptacles

Give your home a stylish and smart new look



Elevated Aesthetic

Matte Finish

Interchangeable Colours

Smart Home Connectivity

Screwless Wall Plates

Easy to Clean



Scan to learn more

Life Is On



se.com/ca/wiringdevices

Monthly Highlights



PHOTO: LYNNE RICHARDSON

Spotted Sandpiper



PHOTO: CHELSEA SAMPSON

Broad-winged Hawk



Long-tailed Duck



PHOTO: ROBIN JOWETT

Snowy Owl

AUGUST *Shorebirds on the Move*

Although technically not yet into autumn, fall migration begins in August, with shorebirds being the specialty of the month. Approximately 35 different species of shorebirds migrate through Ontario in the spring, the majority headed to the high Arctic to nest. These long-distance migrants don't waste any time nesting in the short Arctic summers and surprisingly, turn right around and head back south as soon as the young are fledged. They even leave them behind to find their own way south. How the juveniles, who have never made the trip before and are totally unguided, do that is one of the beautiful mysteries of migration. Shorebird migration runs through most of August. If you're interested in shorebirds, August is the month to check out wetlands and wide shorelines for these unique and fleetingly-seen birds.

SEPTEMBER *Kettles of Hawks*

For many birders, hawk-watching is a highlight of the fall migration and southern Ontario has some of the top hawk-watching sites in Canada. The best sites are located between the Great Lakes, where raptors instinctively concentrate to have as short a flight as possible over water, avoiding the expanses of the big lakes. Hawks rely on rising thermals of air to assist their flight on their journey south, conditions that don't form over water.

The main spectacle of fall hawk-watching occurs famously when ideal conditions allow hawks to "kettle" (think rising like steam from a kettle) high into the air and then stream south in spectacular numbers – in the tens of thousands at times – in mid-September! Broad-winged Hawks are the stars of this unique show. Previews of these mass movements can be seen across Ontario on days with the right wind and weather conditions.

OCTOBER *A Diversity of Ducks*

October's migratory showpiece features waterfowl. What is more iconically autumnal than the great V formations of Canada Geese honking their way south in the skies above us. Yes, we all know that some have become habituated to staying year-round, thanks to our food-rich, cultivated landscapes, but truly wild northern-nesting Canada Geese still follow classic migration routes south each October.

Ducks as well begin arriving in numbers, adding interesting variety to the ubiquitous local Mallard populations. "Dabblers" such as sporty Pintails and natty Northern Shovelers brighten up the autumn shorelines. Mid-shore "bay ducks" such as colourful Canvasback and Redheads add to the autumnal ambience. Divers, or "sea ducks" such as Scaups and Scoters raft further out in the bigger lakes. And look for tiny Green-winged Teal in marshes, wet fields and smaller ponds. The wide variety of ducks during fall migration helps keep the birding alive and well through October and into November.

NOVEMBER *It's a Wrap*

Through the month of November, as fall days turn frosty, migration winds down. The last of lingering migrants and stragglers of most species have pretty much cleared out. But it's still officially autumn until December 21 and there is one final phase of fall migration – that of the hardest of our species. These varied species actually migrate not out of Ontario, but to Ontario, to spend the winter with us. Look for the arrival of November specialties such as Common Goldeneye, Long-tailed Ducks, Glaucous and Iceland white-winged gulls, Snow Buntings and the always-awesome Snowy Owl – all in their winter-white plumages. When these appear, you know fall migration is complete. But they will be welcome company through the winter. **OH**

MCDONALD CRILLY
Landscape Design & Build
www.mcdonaldcrilly.ca

Home comfort you can depend on.

You can count on Heil® heating and cooling systems for quiet, energy-efficient and reliable performance, backed by outstanding warranties.

Sandy HAMILTON
PLUMBING & HEATING INC.

HEIL
HEATING & COOLING PRODUCTS
Depend On Us.

NORTHERN
HEATING & VENTILATION

AIR STAR
MECHANICAL

PLUMBING, HEATING, A/C, GEOTHERMAL & WATER TREATMENT
Collingwood • Markdale • Owen Sound • Durham
519-371-5815 • 519-986-3307 • 800-661-5796 • 519-369-1011
northern@sandyhamilton.ca

MASSEY FERGUSON

YOU'VE GOT MORE THAN MOWING TO DO.

Ready to move from that ride-around mower to a real working tractor? Step up to the Massey Ferguson® GC1700 Series, with the largest engine in its class, professional quality mowing deck - and two models that come with a front end loader and backhoe standard. See how this subcompact's integrated loader joystick and quick on/off implements make every job easier and more fun.

masseyferguson.us

VISIT US TODAY. WE'LL HELP YOU FIND THE RIGHT MODEL FOR YOUR JOB.

Maple Lane
FARM SERVICE INC.
maplelanefarmservice.ca

519.323.4289
9545 Conc 6N, Wellington North
Mount Forest, ON N0G 2L0

CANDLES *take* CENTRE STAGE

HOW TO EMBRACE THIS HOT DÉCOR TREND THIS SEASON

THE APPEAL IS TIMELESS. AS THE AIR TURNS CRISP AND WE HEAD BACK INDOORS, CANDLES ARE PRACTICAL MAGIC – ABLE TO FILL ANY ROOM AFFORDABLY AND IN A SNAP, WITH COSY HYGGE-STYLE CONTENTMENT.

STORY **CONNIE JESKE CRANE**



Timeless as they may be, candles have also been enjoying a moment of incredible popularity – marked not only by booming sales, but also a period of gorgeous, Instagram-worthy creativity.

Much of the current buzz stems from COVID. Hunkered down, North American consumers went on a candle-buying spree that doesn't show any sign of slowing. As the National Candle Association noted recently, candles became “a big winner during the pandemic.”

There have been lots of creative twists. (Sometimes literally, in the case of the 1970s-style twisty taper comeback.) Shoppers are proving they simply don't want the same-old, same-old. When it comes to candles, we've become choosy about ingredients, sourcing and style.

The net effect, as candle makers step up to meet demand, is ever more creative ways to get a candle fix. We asked Ontario-based candle makers to take us through the hottest trends. Here's a look:



PHOTO: THE WAX STUDIO

SUSTAINABLE INGREDIENTS

First and foremost, today's mantra is sustainability. For shoppers seeking an alternative to traditional paraffin wax candles (which are petroleum-based), there's now a bounty of made-in-Canada options.

A case in point is Andreea Apostol, owner of Toronto-based Terradomi Candle Co. Andreea says in recent years she's noticed “an increased interest and curiosity from our customers towards the ingredients of the products they use and their impact on the environment.” At Terradomi, candles contain natural soy wax, 100 per cent cotton wicks and phthalate-free fragrances. The company also has an innovative container refill program where customers that return containers can either receive a price-reduced refill or a store credit.

In Collingwood, Serendipity Soy Candles is thriving. “We make all-natural soy candles because it is a much healthier way to enjoy candles,” says Serendipity owner Jenn Ageeb. “People are buying smarter and they want candles that burn longer and cleaner and that don't cost a fortune.”

Jennifer Foshay, who founded Allen Wick Candles 12 years ago in Keene, also embraces natural soy wax and cotton wicks and nixes phthalates. With natural fragrance, she adds, the benefits extend to humans. “They're better for me too, because I'm around the fragrance so much. And better for my customers.”

Traditional beeswax is another increasingly popular alternative to paraffin. In Ottawa, Anna Chandler Merlo, the young owner (she's still in high school) of The Wax Studio, is receiving lovely media mentions for her beautiful small-batch modern beeswax candles. Anna, who sources wax from local apiaries, says it's “one of the most eco-friendly and sustainable waxes you can get.”

Continued on page 54



Residential Construction • Project Management
Kitchen & Bathrooms • Additions & Garages
Siding, Soffit & Fascia • Renovations & More • Aging at Home

*All the expertise
you need,
under one roof.*

Over the many years, of building decks to building homes, we've acquired the knowledge and skills to tackle any home renovation. Big or small.

Planning to renovate? Feeling overwhelmed?
Aging and want to stay in your home?
Give us a call.

We'll be happy to sit down with you and discuss your options.

519.924.0025
valleyhomeimprovements.ca

YOU HAVE YOUR HANDS FULL,
LET US TAKE CARE OF YOUR
HOME COMFORT

Proudly providing peace
of mind to our customers

SINCE 1979

HEATING | COOLING | AIR QUALITY | BOILERS | GEOTHERMAL
FIREPLACES | PLUMBING | ELECTRICAL | PRECISION TUNE-UPS
WATER TREATMENT | MAINTENANCE PLANS | EMERGENCY SERVICE

**KEN PHILP
CLIMATECARE.**

OFFICE@KENPHILP.COM
519.372.0688 KENPHILP.COM

LENNOX Premier Dealer™



SUPPORTING LOCAL ARTISANS

Hand-in-hand with sustainability, another hot candle trend is supporting local makers. “Since the beginning of COVID, because so many businesses were shut down, there has been a push to buy local,” says Jennifer, noting Allen Wick Candles has seen tremendous growth. “Our business has grown a lot – like 30 or 40 per cent since COVID.”

Anna, who’s seen a similar rise at The Wax Studio, says, “I feel like people want to be connected more to how the product was made and to buy directly from the people who made it.”

Jenn says consumers appreciate products made close to home. “Serendipity ticks all of these boxes and more. With over 350-plus scents to choose from we have something for everyone.”



CREATIVE FORMS

As for form, jar candles continue to rule the market. As Jennifer says, “For the last five or 10 years, jar candles have been the most popular.”

Jar candles aside, the array of options is dizzying. At Terradomi, Andreea says, “Three-wick candles are becoming very popular as a statement piece on the coffee table.” There are also lots of trendy shapes from rainbow arches, to bubbles, to body shapes. She says, “Body-shaped candles, particularly female-figured candles are most popular and the seductive shapes offer a great aesthetic for a bathroom or bedroom.”

With a small-batch producer, the creativity is ongoing. At The Wax Studio for example, Anna’s ever-changing offerings include beeswax birthday candles, twisted tapers, morel mushroom-shapes and owls.



EVOCATIVE SCENTS AND COLOURS

Finally, today’s shoppers want fresh, enticing colours and scents each season. For the fall and holidays, Terradomi will have earthy and cosy aromas like “sandalwood, oud, leather and cedarwood, while reintroducing some of the classics like pumpkin spice and vanilla chai,” says Andreea. Closer to the holidays, mulled cider, winterberries, pine, cinnamon and clove scents will also be on the menu.

The colour story is rich. Even beeswax, which Anna says people tend to associate with yellow and white, can be transformed via vegetable-based dyes, “I can pretty much make every colour of the rainbow.”

Finally, Jennifer says holiday trends are deliciously rich and traditional. After surveying Allen Wick’s customers recently, she says, “Everyone’s still very much wanting ‘pumpkin pumpkin pumpkin.’” Beyond a rich burnt-orange pumpkin spice candle, Jennifer, whose line includes dessert-themed candles, will carry cinnamon bread pudding and “crisp air and winter berry” scents. And she’ll bring back candy cane. “I took a break from it last year and people were disappointed so I’ll be bringing it back this year!” **OH**



WE ARE HIRING PAINTERS!

Join our team!

Reliable service since 2008

Interior & Exterior Residential & Commercial Grey Bruce & Simcoe Counties

Top quality paints, primers & stains
On-site airless spraying ▪ Wallpaper removal & hanging
Drywall repair ▪ Staircase and trim finishing

LOCKWOOD PAINTING

Best of the BEST READERS CHOICE AWARDS 21 PLATINUM

519-372-3008

www.lockwoodpainting.ca

Home Decor & More by Rhonda Kirk **hd & m**

up to 50% less than retail

modern • shabby chic • rustic

Whatever the interior of your home needs, we have it for far less than you'd expect to pay.

Join us on facebook!

Collingwood • Alliston • Hanover • Owen Sound

HCSS HOME & COMMUNITY SUPPORT SERVICES GREY - BRUCE

We help to maintain independence and enhance quality of life.

TRANSPORTATION OVERNIGHT RESPITE HOUSEKEEPING HOT & FROZEN MEALS ON WHEELS FRIENDLY VISITING DAY AWAY

HCSSGREYBRUCE.COM | 1-800-267-3798

RECEIVE SUPPORT VOLUNTEER DONATE

Owner Luke Lorenz & Designer Stefanie Stroeder

Luxe CABINETRY

PHOTOGRAPHY **SANDY MACKAY**

INSPIRATION

Stepping into the showroom opens customer's eyes to the possibilities that are available in custom cabinetry through interactive displays that highlight the quality workmanship offered at Luxury Woodworking. Every item needed to complete a bathroom, mudroom or kitchen project is available, including a trade alliance with TA Appliances & Barbecues in Kitchener. There is an extensive selection of quartz from many well-known manufacturers, as well as stylish faucets and on-trend sinks. The jewelry for cabinets – pulls, knobs and handles – are well represented with traditional and contemporary options. Designer Stefanie Stroeder will guide you through all the options, offer advice and create a design plan, which once approved by clients, travels a very short distance to the large workshop where the construction of the custom cabinetry happens, right behind the showroom!



PHOTO: ASHLEY GRAHAM



THE PLACE

While living in Mildmay and attending high school, Luke Lorenz had the opportunity to participate in a co-op program at a custom cabinet business. The co-op placement segued into a full-time job that lasted eight years. With the skills he had mastered during that time, Luke made the decision to establish his own business, and in 2011 **Luxury Woodworking** opened its doors. Not only is Luke a success story for the Ontario Youth Apprenticeship Program, but he gives back to the program by welcoming students into his business to experience this intricate and varied profession.



PHOTO: ASHLEY GRAHAM

TRENDS

Fresh ideas gaining traction in custom kitchen cabinetry include warm woods like maple and oak used to accent warm white cabinets. Blue cabinets are making way for green tones. Solid quartz backsplashes are adding an impressive focal point. Wow factors include pantry entrances concealed behind cabinetry that, when opened, reveal an additional room. **OH**



Get There

130 Kincardine Highway, Walkerton
519.507.1846 | luxurywoodworking.ca



True Canadian Craftsmanship



Luxury Woodworking

130 Kincardine Hwy., Walkerton | 519 507-1846 | LuxuryWoodworking.ca

LITTLE LUXURIES THAT GO A LONG WAY



STORY
LISA KOOSTRA

A little luxury can go a long way in a home. You can maximize your investment by incorporating little luxuries in the right places and in the right ways. Contrary to popular opinion, you don't have to spend a fortune to have an upscale home. If you spend wisely and invest where it counts, you can live luxuriously without breaking the bank. Here are four areas to focus on.



PHOTO: BLYNDA DACOSTA

KITCHENS & BATHROOMS

Kitchens and bathrooms are a focus for homeowners and buyers, so these are both good places to start if you're looking to level-up your luxury. These two rooms will eat up a sizeable chunk of your budget, but the result (when well planned and well executed) is often worth the spend. If there's anything left over, you can put it back in your pocket or put it towards the next project. In the kitchen, justifiable splurges often include countertops, custom cabinetry, lighting and appliances. In bathrooms focus on tile, lighting, the sink/vanity and the bathtub/shower.

TIP: Spend wisely. Yes, even luxury spenders live by a budget. Luxury doesn't have to cost a fortune. It will cost more, but it is possible to have a luxurious home without overspending or enduring a costly and inconvenient renovation. Luxury can be skin-deep and sometimes cosmetic upgrades are all you need to increase your enjoyment and eventually, your return.

Continued on page 62



PHOTO: BLYNDA DACOSTA




HOUSE RULES

interior design from concept to completion

341152 GREY ROAD 28 HANOVER ON N4N 3B9 226 434 1234
HOUSERULESDESIGN.COM INFO@HOUSERULESDESIGN.COM



Desboro DOORS

Custom Exterior & Interior Doors

The Doorway to Your Dream Home Awaits!

Custom Glass & Casing
Wood Finishing • Custom Designs
All Wood Types Incl. Reclaimed Lumber
Installation

Tel: 519.363.5635
www.DesboroDoors.com
info@desborodoors.com

135830, R.R. 1 • Concession 8 • Desboro, ON



design ideas

HARDWARE

Hardware is like jewelry – a finishing touch that adds an air of extravagance without being explicit. Cabinet knobs and pulls and the hardware on your windows and doors should complement the overall style aesthetic of the space. Splurge on something you love to dress up neutral cabinets. Go for “high-polish” and consider materials like glass, crystal or anything reflective.

Gold-coloured hardware and fixtures are a favourite in the world of luxury, widely available in polished and brushed finishes. This rich and warm metal is also a great way to warm up another luxury trend – white interiors. Bronze is a good alternative to gold, but with a slightly more rustic character.



DETAILS

Despite what you may have heard, the “little things” do matter and if you don’t think each individual detail is being noticed, you can be sure that the overall aesthetic is. Those seemingly minor details come together to create a broader sense of opulence. This is also a great way to add luxury to the home without doing a renovation. So go ahead and splurge on quality linens, plush cushions and nice candles. Reflective surfaces add essential sparkle and fresh flowers finish the look.

TIP: When accessorizing your space with an eye to luxury, be sure to incorporate some “negative space.” A home that is too crowded doesn’t radiate luxury, but instead implies small, cramped quarters and a lack of breathing room. These empty areas in your home create a sense of space, give the eye a place to rest and allow you to create focal points with art and accessories.

Living luxuriously has little to do with the size of a home or budget. It’s about indulging where you can and spending where it counts. You’ll find that strategic upgrades can totally transform your home and in turn, how you live and feel in it.

Lisa Kooistra is the creative director and principal designer for Lisa Kooistra Design.

WHITE INTERIORS

A monochromatic white room looks larger and brighter than its coloured counterparts, but have you noticed that it somehow looks more luxurious, too? White has a clean, pristine quality to it. It’s delicate and refined, exuding elegance. From a designer’s perspective, a white interior also offers a clean palette that can be dressed up or down, across trends and aesthetics. A monochromatic colour palette, whether white or otherwise, creates the perfect backdrop to make a focal point – say, a certain luxury item – truly stand out.



Cuneo's

CARPET ONE® FLOOR & HOME

DECORATING EXCELLENCE SINCE 1948



HARDWOOD • CARPET • LAMINATE • VINYL • TILE
LUXURY VINYL • CUSTOM WINDOW FASHIONS & SHUTTERS

873 10th St., Hanover, ON • 207 Durham St., Walkerton ON
cuneointeriors.com • 800.265.1172

Photos for illustration purposes only. ©2022 Carpet One Floor & Home. All Rights Reserved.



Japanese magnolia trees flank the front porch. The timber frame detail is repeated above the garage doors and was constructed by Curtis. Stone skirting continues to the wall behind the front door. Windows and doors were sourced at Van Dolder's Custom Exteriors.

ALL THE RIGHT MOVES

STORY **RACHAEL HAVENS** | PHOTOGRAPHY **SANDY MACKAY**

Debra Anderson set out to find a new home that could host their family Christmas. After 23 years in Wellington County, Debra and her husband Curtis Rutt were making the move to Grey County.

The couple knew exactly what they wanted, but couldn't find it on the market. It became clear that a custom build was right for them.

Debra knew **Jennifer McInnes** through work, leading to an introduction to Jennifer's husband **Mike McInnes** of **Universal Builders**. A partnership was quickly formed, as Debra and Curtis had found their builders. It also led to the lot their new home is built on, which Mike owned in Eugenia. Driving by immediately after hearing about the lot, Debra remembers "I loved it because it had all the hardwood trees."

Continued on page 67



In the front foyer, a sisal area rug defines the space. The round mirror hanging over a whitewashed console table is surrounded by leaf botanicals. Flooring for the home was purchased at Georgian Design Centre.

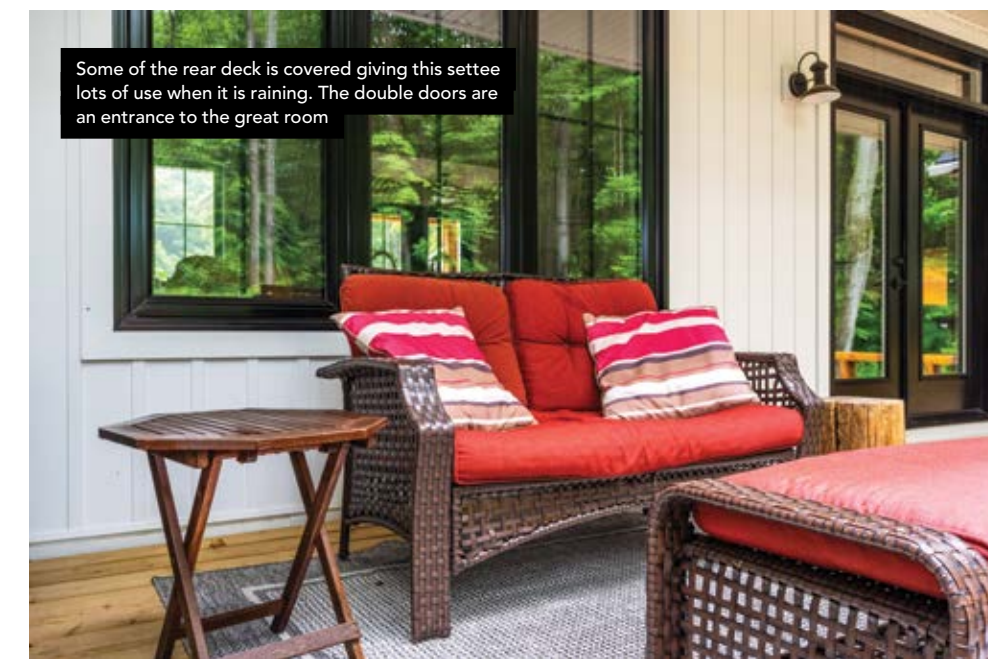
“Mike has been a carpenter his whole life,” says Jennifer. “His father was a carpenter, and he started from an early age, following his dad around. He started Universal Builders in 2003 and now focuses on custom homes, renovations and additions, as well as insulated concrete forms (ICF).” Jennifer joined the business full-time two years ago.

Debra and Curtis had a handful of priorities when it came to the design of their new home, including that it be single-storey, embrace open-concept and incorporate vaulted ceilings. Reclaimed barn beams were also key to the design. Curtis also wanted a three-car garage, while Debra sought a wood-burning fireplace.

To accomplish this vision, Mike and Jennifer referred Debra and Curtis to Architectural Technologist **Catherine Lockhart** of **Residential Graphics & Design**. **Across the Grain** completed kitchen cabinets, with counters from **The Granite Company**. Windows and doors are from **Van Dolder’s Custom Exteriors**, building supplies from **Shelburne Home Hardware Building Centre** and flooring from **Georgian Design Centre**. **Rick Dodd Custom Painting Inc.** completed painting throughout the home, while **The Master’s Workbench** handled stairs and railings. “They all did a really great job,” Curtis explains. “We’re very appreciative of Mike’s connections to the trades.” *Continued on page 69*




A well-used firepit off the rear deck is surrounded by Muskoka chairs. The trees that drew Debra to the site shelter the rear yard. The building site excavation was completed by Ben Hopkins Excavating Inc. **BELOW:** Jennifer McInnes, Curtis Rutt, Debra Anderson and Mike McInnes couldn’t be happier with the finished home.



Some of the rear deck is covered giving this settee lots of use when it is raining. The double doors are an entrance to the great room



The Rumford 1000 wood-burning unit is surrounded by stone installed by Dominic Arcaro. Jennifer Woodburn's *Along The Water's Edge* hangs over the fireplace mantel. Another painting by Jennifer called *Snow Day On The Bruce Trail* hangs by the door to the primary bedroom. Jennifer shows her artwork at Loft Gallery.



LEFT: An arrangement of beautiful roses sits on the dining table dressed for Thanksgiving dinner with crystal, candles, linens and gold flatware. **BELOW LEFT:** The family dog Rory, short for Aurora, enjoys a rest by the fire on the leather sofa. **BELOW:** Open-cage lighting over the dining table was purchased at Home Depot. The timber frame detail in the vaulted ceiling is made from reclaimed barn beams, which were also used for the fireplace mantel.



Debra adds, "Mike's knowledge of local trades helped us get into our house on time." The build was complete in six months, with Debra and Curtis moving in just in time for Christmas. They fondly recall that first festive season in their great room "with our Christmas tree up, lights dimmed and the fireplace going."

The big, open-concept great room is at the heart of the home with the primary suite at one end and two bedrooms with a bathroom in between on the other end. They had a wonderful experience working with Universal Builders to create this space from the ground up.

Curtis helped out on weekends, too, building the deck and front porch himself. He also built the beautiful rangehood in the kitchen from an inspiration photo Debra found on Pinterest. "It helped make our house feel like it was complete when we moved in," Debra says. "And it kept me busy!" laughs Curtis. *Continued on page 71*



The kitchen cabinetry was supplied by Across the Grain. Stone counters were sourced at The Granite Company. The custom exhaust hood was crafted by Curtis from a photo Debra found on Pinterest. A display of Wedgewood's *Hunting Scene* in the glass-fronted upper cabinets belonged to Debra's mother Colleen.



Jennifer's favourite part of a build is when the drywall goes up. "Your rooms become rooms, everything starts to take form," she says. Jennifer also appreciated the opportunity to visit the completed house, as she loves to see that "the house you built is now being lived in and it will create memories for another family for years to come."

One of the best parts of the home is the location, which sets the scene for so many of these memories. Debra and Curtis can snowshoe right out their back door, and are also savouring being able to hike the trails in the Old Baldy Conservation Area. Curtis and their daughter, Olivia, refurbished a canoe, and the couple also loves to kayak. *Continued on page 72*

TOP LEFT: A series of photos taken in Austria by Curtis and Debra's daughter Olivia hang in the hallway to the garage. **ABOVE:** The subway tile backsplash was installed by Trendy Designs. The profile on the cabinet doors and drawers is slim Shaker. Gold hardware is a sophisticated choice against the white cabinets. **LEFT:** Encaustic tile in the laundry room carries onto the backsplash. Cabinets were supplied by Across the Grain.



In the primary bedroom, white linen bedding is enhanced with texture and black details. Bedside sconces have adjustable arms so the light can be moved closer to the bed. Painting for the home was completed by Rick Dodd Custom Painting Inc. **BELOW:** This is the view of the en suite from the primary bedroom. The sliding Z-style barn door opens to the walk-in closet.



“THE HOUSE YOU BUILT IS NOW BEING LIVED IN AND IT WILL CREATE MEMORIES FOR ANOTHER FAMILY FOR YEARS TO COME.”

Continued on page 74

Have us install a fireplace in your home.

REGENCY
INTERIOR PRODUCTS

The Fyre Place & Patio Shop *Since 1973*

Located at Highway 6 & 21, Springmount (Near Owen Sound)
519.371.2963 | www.thefyreplace.com

Meg's DRYWALL

2021 Columbia Tools Brand Ambassador

Owned and operated by
Meghan Robertson
megsdrywall@gmail.com
519-270-6378

new residential construction | renovation | textured ceiling removal | fully insured



In the shared bathroom between the guest bedrooms, the double vanity provides storage space with gold accents in the faucet, mirror, lighting and cabinet hardware. Plumbing for the home was completed by Mueller Plumbing Contractors.



ABOVE: Hexagon tile on the floor of the shared bathroom continues up two sides of the shower. The teak bench can be used to hold soap and shampoo or be used as a seat when relaxing under the rain showerhead. **BELOW:** Olivia's bedroom is painted blush pink. The floating shelf above the bed displays mementos and the open shelving by the closet stores extra towels and linens.



"One morning," Debra recalls, "we were having coffee in the great room and our dog started to bark. We looked up and there were deer going through the backyard." Curtis is fond of sitting by the fire with a good glass of wine.

Debra and Curtis are certainly loving life in Grey County. "Fall is beautiful here, I love the changing of the seasons," Debra says, "with lots of privacy and quiet – we're really enjoying it." **OH**



custom homes renovations additions



We specialize in ICF!
(insulated concrete forms)

519.375.0771

mike@universalbuilders.ca

jennifer@universalbuilders.ca

universalbuilders.ca

Building peace of mind through dedication to quality...since 2003!



Affordable wood products...delivered!

Custom built sheds. Designed to suit your needs.
Delivered & assembled on site.



Red Cedar Outdoor Saunas...so many health benefits!

Available in a variety of sizes, options and shapes.
Delivered and assembled on site.

453897 Grey Rd.2, R.R.#1 Maxwell, ON | 519.922.1479 | 844.564.0224

Visit our online store for more details and pricing. www.maxwellgardencenter.com

Bring on the COLOUR!

AN INDUSTRY EXPERT DISHES ON TRENDY COLOURFUL KITCHEN CABINETS, THE LATEST ENTICING HUES, AND WHETHER THIS TREND IS RIGHT FOR YOU.



STORY **CONNIE JESKE CRANE**
PHOTOGRAPHY **CABICO INC**

MOSSY GREENS. DREAMY BLUES. STately CHARCOAL. NAVY. SILVERY SAGE.

As with home décor in general, colour has emerged as a major kitchen story during the pandemic. And yet even as we've all been drooling over those magazine spreads – spotlighting gorgeous cabinetry in unexpected, glorious shades – this trend may leave you inspired, yet also filled with questions. So many questions.

Let's face it, cabinets are a big ticket item. If you're planning a kitchen reno, it's legitimate to wonder: "Will I regret purchasing luscious emerald green kitchen cabinets?" "Would a bold shade even work in my space?" "Is it worth the expense or am I better off sticking to clean and neutral white cupboards?"

With questions in hand, we talked to Jennifer Paul, product development manager of Cabico-Elmwood Fine Custom Cabinetry in St. Catharines. Here are Jennifer's insights and advice on making all-important colour choices when it comes to your kitchen cabinetry:

Continued on page 78

STEWART

Haulage & Contracting

Serving the Bruce Peninsula



armour stone walls
sand | gravel | topsoil | stone



septic system installation
backfill | grading



driveway installation
lot clearing | foundation preparation

793-3096

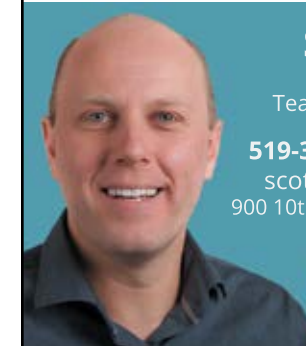


RURAL & FARMS



Welcome to The Farm!

Meticulously maintained 3 bedroom bungalow built in 2013 has many features including in-floor heat on main floor and in the basement. 1,700 sq. ft. on main level with additional 380 sq. ft. solarium! Beautiful wood fireplace central to the home is very inviting. Walk out to solarium through the dining area. Primary bedroom has large windows with southern exposure and a 4-piece ensuite. Main floor laundry, tiled floors through-out and even a sauna! Unfinished basement with cold cellar and 8ft ceiling height. Wildlife at your doorstep and 3kms of trails throughout the property including a large pond with abundant waterfowl. Landscaped with many gardens and even a sitting area with pergola and pizza oven! If you want to do some hobby farming, there is a driveshed/ barn 48x72ft with 200amp hydro service. Greenhouse with raised beds. Room for pasturing horses or livestock. 4 car garage; 28x48 for additional storage. Something for everyone and easy access to Highway 10; yet very private.



Scott Crowther

Sales Representative,
Team Lead Advantage Royal Group

519-379-7192 | ScottCrowther.com
scott@advantageroyalgroup.com
900 10th St. West, Owen Sound, ON. N4K 5R9



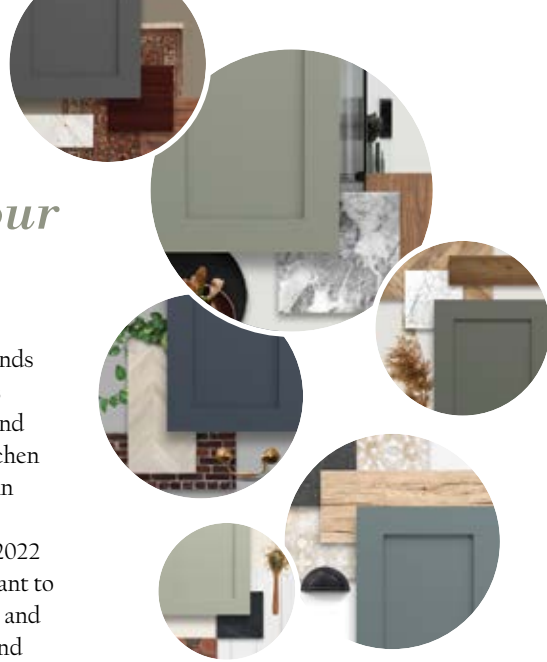
RCR Realty, Brokerage.
Independently Owned & Operated.

Where are colour trends going?

First off, the colour shift we've been seeing in home décor absolutely extends to kitchens too – and major elements such as cabinetry. In January, this trend was front and centre at the 2022 Kitchen & Bath Industry Show (KBIS), held in Orlando. As KBIS pronounced in its official publication: "Also on tap for 2022 is an abundance of colour... people want to be happier in their homes these days, and colour can be used to create moods and improve well-being."

Here in Canada, that trend is filtering down. In Ontario, Jennifer says when it comes to cabinetry, there's been some slow change. While there are still plenty of white cabinets on order, her company has seen some customers eyeing more colourful options too. "We are seeing a lot of colour, which is exciting. For the last couple years, we've seen a lot of blue, every tone of blue and in 2022 we are seeing a lot of green now."

As for what colour trends are around the corner, she says, "I think we're just coming out of a colour phase that was very warm and neutral or very pastel and very light." From comforting and soothing shades, she expects more vibrancy in cabinetry choices in the coming year. "Many of the blues and greens are very soothing and comforting kinds of colours and I think we're coming into more of the joyful colour trends."




Who's embracing colour cabinets?

Jennifer makes it clear that bold coloured cabinetry is not an across-the-board phenomenon.

According to Cabico-Elmwood data, she says, the trend is most evident in luxury or higher-end custom projects. In that category, the company has seen quite a big shift from white, with 15 per cent fewer white kitchens ordered between January 2021 and March 2022.

But budgets aside, Jennifer says personality also influences choices. Bolder cabinetry finishes, she says, are more often embraced by a homeowner whose aesthetic gravitates towards colour, who is comfortable taking design risks, decisive and "more in touch even with how colour makes them feel."



MAKING IT WORK

Whatever your budget or feeling about colour, Jennifer says anyone who wants to can work this trend into their kitchen project. Here are her tips:

Pick something you can live with – When choosing colour, don't just follow trends. "Pay attention to how the colour makes you feel."

Get help from a pro – If you want a certain cabinet colour, work with your designer and say, "This is how I want to feel; this is the colour that I love."

Customize – Cabinetmakers like Cabico-Elmwood can colour match and create custom shades. Work with your designer to ensure you get a shade that really works in your space.

Remember you can hold back – If you prefer, incorporate your chosen colour selectively. Paint just an accent cabinet, says Jennifer, or only your island. "We're also seeing uppers in paint and then your bases or bottom cabinets are stained."

Are white cabinets out?

If you still love clean, neutral cabinets, you are not alone and you can rest assured shades of white are here to stay. As Jennifer says, "I'm not sure that we're going to ever see a strong trend going away from white. I think what we are seeing more with the whites is a change in hue – and tones of whites going from cool to neutrals."

To keep a white kitchen on-trend, Jennifer says, homeowners can add in more colour accents or stylish hardware. You can also choose some stained cabinetry elements to add warmth and freshness to your design.

While white cabinets remain a timeless, beautiful option, Jennifer says the presence of so many more coloured finishes has been a game changer. "I do think that opens up a whole world of possible colour to the average homeowner." **OH**



Benjamin Moore®

COLOUR OF THE YEAR 2022

OCTOBER MIST
CC-550



Come in for your complimentary colour brochure.

 1580 20th Street
Owen Sound
519.371.4207

GreyBrucePaint.com



 ESTABLISHED 1976
BRUBACHER
CABINETS

519-372-9216
1580 20th St. E., Owen Sound


www.brubacherkitchens.ca

HAPPY HOME



Get the help you need to make a house your home.

PHOTOS: SANDY MACKAY



GREY BRUCE PAINT & DECOR + BRUBACHER CABINETS

Whether you are a contractor or enjoy doing it yourself, our experienced staff of professionals can answer any questions and help with big or small paint projects or custom cabinet requests. With 8,000 square feet of showroom and warehousing, Grey Bruce Paint and Brubacher Cabinets are ready to serve you.

Combining the Brubacher Cabinets showroom and Benjamin Moore paint store gives our clients the opportunity to create a cohesive design with fewer headaches and travel. Your colour consultant, paint expert and cabinet designers are all under one roof, working together.

"If you desire a spa-like sanctuary or want an energizing pick-me up, the right colour can completely transform a space."

Continued on page 82



TRENDS

Warm and earthy colours are being combined, like greys with taupe – Benjamin Moore OC-20 Pale Oak used on the walls behind oak or maple floating shelves. That combination could also be used in a kitchen, with the island made of oak or maple and the rest of the cabinetry painted in Pale Oak. Combining these natural tones adds an elegant note however you decide to use them.



HIGH-R CONSTRUCTION

We are the experts when it comes to insulated concrete form construction, better known as ICF. Our team can complete your new build or addition as well as the excavation of the foundation and installation of the septic system.



COST

With lumber prices skyrocketing, ICF construction offers cost savings, energy efficiency, fast and accurate builds and many design options.



Chris Johnson

PHOTOS: SANDY MACKAY



INSULATION MADE EASY

ICF offers unlimited wall widths with various insulation values that are rated R22 or higher. Unlike conventional batt insulation that over time can sag or be eaten by rodents, ICF will maintain its R-value over the lifetime of the building. Its application can also be used for the floors and roof of a home, which can further create an air-tight building.



Kristian Kasap & Andrea Schuett

PHOTOS: SARAH TACOMA

WARMER LOOKS

Monochromatic looks aren't going anywhere but this season the colours are much warmer as we continue to shift from 50 shades of grey to beiges and browns. Accent pieces are all about texture while sticking to the colour scheme. Think camel, cognac and burnt umber.



SCHUETT FURNITURE & APPLIANCES

Located in Mildmay, Schuett Furniture & Appliances opened its doors in 1906. Andrea and Kristian are now the fourth generation to continue the family business. Whether you know exactly what you're searching for, or need an outside eye to help make it all come together, we would love to help you create the space you've been dreaming of.



COLOUR

This season we are happy to see bold, earthy colours made timeless by pairing with natural materials and neutral accents, such as this wooden dining chair.

Continued on page 84

WILSON SOLUTIONS

We have been helping customers improve their homes since 2015. We offer a variety of custom home finishes, including closet built-ins, garage storage, flooring, window coverings and seasonal space solutions. We work to suit any space, budget and design goal. The best part, we bring our samples to you for a free and personable in-home consultation.

MAKE IT BETTER

Well-organized closets are always in style and will help start your day off on a positive note. We utilize 3D software to help bring your project to life so you can fully envision your custom closet before ordering and installing. We are fully trained in closet design and are happy to provide suggestions to make the most of your space.



MAKE ROOM FOR THE CAR

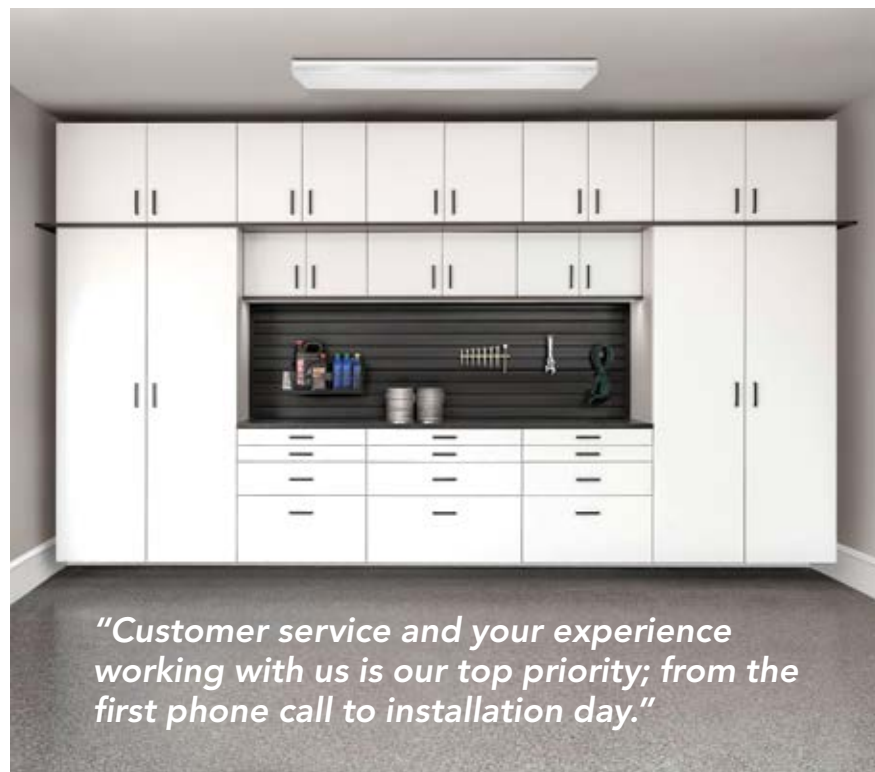
Tired of owning a garage and parking outside? Wilson Solutions can help. We provide garage storage and flooring with a variety of custom options to suit your style, needs and budget to get the car off the street and back where it belongs.

Continued on page 86



Bob & Nicole Wilson

PHOTO: COURTESY OF WILSON SOLUTIONS



"Customer service and your experience working with us is our top priority; from the first phone call to installation day."

Experience why Mahindra is the World's #1 Selling Farm Tractor

Equipment ONTARIO
 Mildmay • 1-800-829-2672
 Elmira • 1-800-665-1561
 Listowel • 1-800-665-2151
www.equipmentontario.com

Has your concrete, flooring, pool, or deck become *unsightly, old and damaged*?
Extreme Linings and Coatings can provide

the perfect solution

We specialize in concrete floor coatings, decorative concrete resurfacing, custom concrete diamond polishing and more. Whether it be your garage or shop floor, large agricultural or industrial equipment, we professionally apply the products to protect them all!

EXTREME linings and coatings 519-375-6586 extremelac.com

Coatings • Linings • Resurfacing • Garage Flooring
 Protective Polyurethane Coatings • Home or Office Flooring
 Concrete Overlays • Agricultural Equipment Coatings
 Decorative Concrete Resurfacing • Industrial Coating

people & places



KITCHEN PHOTOS COURTESY OF DEKTON

CITY STONE

Since 1998, City Stone has been providing cut stone needs for any residential or commercial project. We work with all hard surface materials – natural stone, quartz, porcelain and Dekton. From the initial design selection, through templating, fabrication and installation, our experienced team is committed to customer satisfaction.



QUALITY SELECTION

City Stone's showrooms are equipped with a wide array of slabs and samples to ensure our customers make an informed decision. Our showroom staff have all the tools to make your shopping experience pleasant and successful, whether your project is large or small. **OH**

**Luke Hartshorn
& Kyle Leskinen**



PHOTOS: SARAH TACOMA

Have us install a fireplace in your home.

The Fyre Place & Patio Shop *Since 1973*

Located at Highway 6 & 21, Springmount (Near Owen Sound)
519.371.2963 | www.thefyreplace.com



GREY BRUCE BUILDERS
YOUR FRAMING EXPERTS

519.377.6822
greybrucebuilders@gmail.com

With Our Carpentry Team Specializing in Framing,
We Can Provide a Strong Reliable Shell
for Your Home, Garage & Shed!



SEE OUR DIRECTORY FOR ALL CONTACT INFORMATION.

OYAP IN ACTION!




2022 Skills Ontario Competition

Owen Sound District Secondary School (OSDSS) construction students have reason to celebrate following GOLD and SILVER wins at the 2022 Skills Ontario Competition! Two teams competed in the 'Home and Team Building – Team of Four' category in this year's virtual provincial event, which involved the construction of a small shed at their school on Friday, April 22, 2022. Photos of their build projects were then sent to Skills Ontario to be judged among other submissions from across the province.

Winning GOLD at the provincial level was the OSDSS boys' team of Landon Heathers, Brody Graham, Cole Brown, and Austin Ellis.

Winning SILVER provincially was the OSDSS girls' team of Juliet Williams, Keira Wrigley, Isla Adams, and Sequoia Timmerman.

Bluewater District School Board joins OSDSS and all members of our local school communities in extending deepest congratulations to these teams on their amazing accomplishments. We also congratulate and thank their construction technology teacher, Owen Ferguson, whose guidance and support have been instrumental in the continued success of our students in their exploration of career pathways in the skilled trades.



Skills Canada National Competition 2022

Cameron Krause was 16 when he began working for JMC Stoneworks Ltd. doing shop clean-up before becoming interested in the Brick & Stone Mason trade. JMC Stoneworks Ltd. owners Mark Coughlin and Jesse Coughlin saw the potential in their young employee and offered Cameron an apprenticeship at age 17 while he was still in his co-op through Elmvale District High School. Cameron said Yes, and they put pen to paper, registering a Training Agreement with Cameron in June 2021.

Stone Mason trade requires 4880 hours of on-the-job work following a provincial standard, coupled with an additional 720 hours of trade school taught at a college level and paid for by the Province of Ontario. Working alongside experts in the trade, Cameron began to sharpen his skills. Now Cameron is a champion, having received a gold medal in the Skills Canada National Competition in Vancouver, May 2022. Cameron's fast and precise work have earned him a place in the World Skills Competition this November in Austria!

Congratulations to Cameron Krause on his hard work and big win, and a gracious thank you to the team at JMC Stoneworks Ltd. for recognizing Cameron's emerging talent and for giving Cameron the first big break of his skilled trades career.



LIVE THE SKILLED LIFE.

OYAP is a School to Work program that opens the door for students to explore and work in apprenticeship occupations starting in Grade 11 or Grade 12 through the Cooperative Education program. The program is funded by the Government of Ontario.

The goals of OYAP are:

- To provide students with the opportunity to start training in a skilled trade while completing the requirements for an Ontario Secondary School Diploma.
- To enable students to make the school to work transition by direct entry into apprenticeship training.
- To provide employers with the opportunity to train the skilled workers they require.
- To provide a viable solution to address the problem of skilled tradespeople shortages in general, and specifically the lack of young people joining the trades.

Contact **Dave Barrett** at Ontario Youth Apprenticeship Program

Bluewater District School Board and Bruce Grey Catholic District School Board
351 1st Avenue North Chesley, Ontario N0G 1L0 **519-363-2014 | 1-800-661-7509**

Contact **Elaine McLachlin** Ontario Youth Apprenticeship Program (OYAP) Coordinator

Simcoe County District School Board
1170 Highway 26 Midhurst, Ontario L9X 1N6 **705-734-6363 Ext. 11342**



OYAP.com





A BREATH OF Fresh Air

STORY **MEGAN SMITH-HARRIS**

WITH COLDER MONTHS APPROACHING, OUR WINDOWS WILL SOON BE SHUT MORE THAN THEY'RE OPEN, HEATING SYSTEMS WILL BE FIRED UP AND WE WILL BE WARM AND COSY IN OUR HOMES UNTIL SPRING.

Or will we? Living in a hermetically-sealed environment means air can be stale, dusty and even dangerous. Air pollution inside an average home can be up to five times more polluted than the air outside. According to the 2021 World Air Quality Report, many areas in Southern Ontario exceeded WHO air safety guidelines by two to three times.

There's more. Cleaning products, pet allergens, paint, nail products, shampoos and shaving creams, glues, pets, smoke, dust, insecticides and airborne allergens all contribute to poor air quality that can be deleterious to our health. New furniture, rugs and mattresses can emit volatile organic compounds (VOCs) – chemicals found in products used to build and maintain our homes – for up to five years and trigger breathing problems, eye irritation and asthma attacks. But don't despair – here are seven practical ways to improve the air quality in your home.



GET THE GREEN STUFF

A simple and beautifying solution: add plants to your indoor spaces. Top contenders include easy-to-clean rubber plants, small-scale prayer plants (perfect for a desk corner) and the showy Dendrobium orchid, which may require a little more care, but will bloom for months. Aloe vera plants not only heal burns but also remove formaldehyde and benzene from the air. These chemicals are commonly found in cleaning products. Spider plants are also a great option.

A GOOD DE-DUCTION

Cooling and heating your home means ducts are circulating air all year long and are prime areas to collect dander, dust and other allergens. Get your air ducts professionally cleaned to enhance your family's well-being.

UN-FILTERED

A good rule of thumb is to change out your furnace and AC filters quarterly with every change of season. But there are other filters in your home that need your attention too, including kitchen vents, dryer vents, vacuums and air cleaners.



DYSON: Purifier Humidify+Cool Formaldehyde

EMBRACE NEXT GEN

Speaking of air cleaners, a new breed of Smart air cleaners will text updates on air quality and the status of the unit's filters. Recently, Dyson engineers introduced the POLAR test, a more accurate, high-tech way to measure the level of air purification in your home.



SURGICALLY CLEAN AIR: JADE 2.0

PHOTO: SARAH TACOMA

UNDERFOOT

Carpets and rugs do trap dust and other allergens, but if you clean them regularly, they release trapped dust from their fibres. Investing in a high-quality vacuum is a smart move in the long run.



BEAM: Alliance Series Central Vacuum

DYSON: V12 Detect Slim Cordless Vacuum

DYSON: Dyson Ball Animal 3 Upright Vacuum

GO AHEAD, VENT

When cooking, utilize your kitchen vent. It's not only there to keep your house from smelling like fried onions, it also sucks up harmful nitrogen dioxide and carbon monoxide from your gas range. Even electric ranges emit smaller amounts of these harmful contaminants, so go ahead, vent!



PHOTO: SANDY MACKAY



SAJE: Aroma Om Deluxe Diffuser



CARBON CREEK: 500g Activated Charcoal Air Purifier

GO NATURAL

Other natural ways to purify your home of micro-allergens and odours include activated charcoal, beeswax candles and using a diffuser with essential oils such as lavender, ylang ylang, peppermint or jasmine. **OH**



1



2



3



9



10



11



4



5

RANGE of Inspiration

Range hoods are must-have kitchen appliances. They expel gases and odours from your home, remove excess heat, add light to your kitchen and improve your property value. We've selected some of the nicest range hoods in kitchens we've featured. Get inspired and make a statement in your kitchen.

As seen in OUR HOMES:

- 1. *The City of Ottawa Holiday/Winter 2021/22* - pg. 72 (Photo: Gordon King)
- 2. *Barrie Orillia Midland Innisfil Summer 2021 - Feature Home* pg. 35 (Photo: Sandy MacKay)
- 3. *The City of Ottawa Fall 2021* - pg. 76 (Photo: Gordon King)
- 4. *Southern Georgian Bay Spring 2022* - pg. 56 (Photo: Sandy MacKay)
- 5. *Windsor & Essex County Spring 2022* - pg. 47 (Photo: Devon Pastorius)
- 6. *London And Middlesex County Spring 2022* - pg. 41 (Photo: Jason Hartog)
- 7. *The City of Ottawa Summer 2022* - pg. 50 (Photo: Gordon King)
- 8. *Oakville Burlington Mississauga | Hamilton & Area Spring 2022* - pg. 56 (Photo: Kelly Horkoff)
- 9. *Windsor & Essex County Summer 2022* - pg. 27 (Photo: Devon Pastorius)
- 10. *The Niagara Region Spring 2022* - pg. 36 (Photo: Jason Hartog)
- 11. *London And Middlesex County Fall/Winter 2020/21* - pg. 46 (Photo: Jason Hartog)
- 12. *Southern Georgian Bay Ski Season 2022* - pg. 75 (Photo: Sandy MacKay)
- 13. *Southern Georgian Bay Spring 2022* - pg. 151 (Photo: Sandy MacKay)
- 14. *Oakville Burlington Mississauga | Hamilton & Area Summer 2021* - pg. 41 (Photo: Kelly Horkoff)
- 15. *Oakville Burlington Mississauga | Hamilton & Area Spring 2022* - pg. 42 (Photo: Jason Hartog)
- 16. *Oakville Burlington Mississauga | Hamilton & Area Summer 2022* - pg. 48 (Photo: Jason Hartog) **OH**



13



6



7



8



14



15



16

BEACHFRONT *Bliss*

Owning a property by the water is a dream many Canadians share. With so many lakes and hidden gems in the Canadian wilderness, it's easy to envision your perfect retreat.

STORY **LAUREN LONG** | PHOTOGRAPHY **SANDY MACKAY**



For Laura & Mark Cullen,

designing their ideal all-season getaway was a smooth and exciting process, thanks to the expertise of Beaver Homes & Cottages at **Miller's Home Hardware Building Centre** in Sauble Beach.

In the summer of 2020, a friend who owns a cottage in Sauble Beach told the Cullens about a quaint one-bedroom log cabin that had just come on the market. Though they knew renovations would be necessary to provide space for their family, and ideally, upgrades for winterization, the beachfront location on Lake Huron made it hard to resist. The cottage became the Cullens' second home.

The Cullens knew of Beaver Homes & Cottages from friends who had an excellent experience when they designed their cottage in Southampton.

"The Beaver Homes & Cottages program is extremely customer friendly," says **Ryan Greig**, Homes & Cottages Design Consultant at Miller's Home Hardware Building Centre. "Our customers can find everything they want under one roof. Guaranteed pricing and availability relieve a lot of stress. Essentially, the customer can customize their design and do the fun stuff like picking out colours, door and window styles, and we take care of the rest." *Continued on page 97*

TOP RIGHT: Coreopsis grows in the grass belt between the beach and the house. Windows for the home were manufactured by North Star Windows and Doors and sourced at Miller's Home Hardware Building Centre. **RIGHT:** The stone skirting on the perimeter of the home is Bruce Blend from Ontario Stone Veneer. The red front door from TruBilt Door Systems was ordered through Miller's Home Hardware. **OPPOSITE:** Laura and Mark Cullen and the family dog Winnie. The concrete patio deck was installed by Reliable Landscape, Construction & Snow Services and has exposed aggregate that provides traction when wet.





Toes, including Winnie's, are kept toasty with in-floor heating throughout the home. Flooring is Shaw Pantheon HD Cordovan sourced at Miller's Home Hardware. Shiplap lines the walls, adding a traditional cottage style.



After Home Hardware's Architectural Solutions Group did an analysis of the existing cottage, the Cullens realized that renovating wasn't really practical, and decided it was best to build brand new. Not wanting to just demolish the existing cottage, Laura hosted a "demo sale" on Facebook Marketplace and was able to sell and repurpose almost everything, from the sink and appliances to the logs and wall panelling.

Laura faced many unprecedented challenges during the construction of the cottage due to the pandemic. She says they were fortunate Miller's recommended local contractor, **Rob Christie of RTC Carpentry Inc.** Rob and his team of tradespeople were able to continue their work at the property on the Saugeen First Nations Reserve during the lockdowns. Rob was great in terms of making the Cullens' dreams a reality. His skill and expertise were extraordinary. Often Laura would suggest an idea and Rob made it a reality. While Rob and the team at Miller's took care of building the cottage, Laura selected materials at the Home Hardware Building Centre in her hometown and sourced appliances, which she then ordered from **Square Deal Neil's TV & Appliances.**

Laura and Mark selected the Dorset 3 bungalow cottage from the Beaver Homes



The outdoor shower gets lots of use rinsing off the sand from the beach. Hooks for towels are lifebuoys. **LEFT:** Ryan Greig, Homes & Cottages design consultant, and Rob Christie, owner of RTC Carpentry. **BELOW:** The water is steps from the home and the relaxing movement and sound is enjoyed year-round by the Cullens.



& Cottages Design Book – large enough to host all their family together at once, with a layout designed for entertaining guests. They made several modifications, including a 400 sq. ft. expansion and eliminated the crawlspace to make it slab-on-grade with in-floor heating.

"We customized a fourth bedroom, powder room and laundry room. The outdoor shower we added has proved handy after walking the dogs or playing with our granddaughter, who loves the sandy beach," says Laura. *Continued on page 99*

“ONE OF MY FAVOURITE FEATURES IS THE VAULTED CEILING IN THE GREAT ROOM WITH THE DOUGLAS FIR BEAM DETAIL.”



ABOVE: The propane insert is from Continental Fireplaces and available at Miller’s Home Hardware. Walls in the home are painted Benjamin Moore Simply White and the Ready Pine ceiling colour is Bennington Gray. Advanced Technologies handled the audio for the home. **RIGHT:** The carpet in the living area came from Rug and Weave. The Stressless leather chair is positioned to enjoy the view of the water through the expansive windows. **OPPOSITE:** A deep sectional from Ikea is layered with cushions of different designs, united by the blue accents. The twig coffee table is a nod to traditional cottage style.



“One of my favourite features is the vaulted ceiling in the great room with the Douglas fir beam detail,” adds Mark.

The Cullens loved the Dorset 3 design, with an open-concept living and dining area and a u-shaped kitchen. Beautiful Calacatta Flux Quorastone kitchen and island countertops offer a large surface for several people to prepare a meal together.

Expansive windows offer panoramic views of the lake, allowing light to flood the home from the sunrise in the kitchen to the sunset in the great room.

“The windows bring the outdoors in. It is bright and airy with a gorgeous view of the

lake. While sitting inside you feel as though you are sitting on a cruise ship,” says Laura. “On fall evenings, we love to sit in the great room and watch the sunset on the horizon of Lake Huron, lighting up the changing colours of the autumn leaves. Every night is a different show.”

White shiplap walls and ceilings from **Ready Pine** were chosen to create a traditional cottage ambience. Laura describes the home as “coastal grandmother” with an eclectic edge. The eye-catching front door with a dentil shelf in a vibrant red was sourced by Miller’s Home Hardware from TruBilt Door System’s Craftsman Gallery. *Continued on page 101*





Ceramic Décor supplied the Marlow Cloud glossy tile on the feature wall behind the range. Appliances for the home were ordered from Square Deal Neil's TV & Appliances. Wishbone stools at the island are comfortable and an organic shape.

The Cullens' daughter Zoë Grant is a designer of interiors and worked with her mother remotely from her home in Atlanta, due to the pandemic. Zoë custom-designed the kitchen to be functional and efficient. She created a space that would accommodate her mom's love of cooking and big family gatherings. She suggested omitting the walk-in closet in the primary bedroom and adding a powder room. Zoë was a tremendous resource during the planning process.

Inside the home, furniture pieces in neutral tones of beige and cream are accented by adornments of blue. Home décor reflecting the coastal theme came from local stores including **The Beach House** in Southampton, **Barebitch** in Owen Sound, and **Unique Pieces** in Sauble Beach. *Continued on page 102*



TOP RIGHT: Cabinetry for the kitchen was supplied by Wood and Wallworks. Rustic wood floating shelves display décor and cookbooks. **ABOVE:** Clear glass serving dishes hold an assortment of local treats from the Georgian Bay Country Market. **LEFT:** Windows behind the farmhouse sink offer a view to the front of the property. Window coverings for the home were sourced at Sunset Blinds & Awnings.



One of the guest bedrooms is furnished with twin beds, perfect for sleepovers with the younger members of the family.



TOP LEFT: The vanity in the family bathroom was sourced through AHM Designers Ltd. Lighting for the home was sourced through Chatelaine Lighting. **ABOVE:** The Ready Pine ceiling is repeated in this guestroom. A simple black iron bed is dressed in white linens. Electrical for the home was completed by Ron Nickason Plumbing, Heating and Septic Pumping. **LEFT:** An antique iron child's bed is adorned with a quilt made by Laura. A rocking chair is ready for bedtime stories.

Continued on page 104

Unique Pieces
 FURNITURE DECOR LIGHTING GARDEN
 604 MAIN ST. - AT THE STOP LIGHTS - SAUBLE BEACH
 647.992.5909

NuFlow
 - Plumbing & Gas -

CODY TOEWS
 Owner/Operator
 519-387-3338
 www.nuflow-plumbing.com
 Nuflowplbg@gmail.com

25+ years experience!

New build? Renovations?
 We're here to guide you through the process and help create your vision.

Rob Christie
 robtchristie74@gmail.com

RTC Carpentry
 Inc.

Additions · Renovations · New Construction
519-379-1801



The primary bed was purchased at Stoney Creek Furniture. Coastal décor appears in the table-lamp base modelled after a sea urchin and the framed starfish. The quilt highlights colours often seen in Lake Huron.



Glass doors slide open in the Maxx shower unit. The inset of blue tile and a bench seat are creative additions. **ABOVE:** In the primary en suite, a single sink allows for plenty of counter space. The vanity was sourced at AHM Designers Ltd. Faucet is Moen and sourced at Miller's Home Hardware.

One unique feature of Mark and Laura's home is the quality of the tap water. Many homes in the area rely on well water and purchase bottled water for drinking. A water purification system from **Wyckomar UV Purification Systems** allows the Cullens to enjoy clean, pure water right from the tap.

The Cullens not only love their beachfront cottage, but also enjoy the peaceful, scenic two-hour drive from their primary home in Guelph to Sauble Beach, avoiding major highways and getting to see some of the prettiest towns and farms in Ontario.

"Customers like Mark and Laura remind me why I love my job," says Ryan. "Walking them through the whole building process and seeing their genuine love for their cottage makes work fun." **OH**

MILLER'S Home hardware building centre

Sauble Beach
519-422-2424
Ryan.Greig@homehardware.ca

BEAVER
HOMES & COTTAGES



GRABER
is a brand and registered trademark of Springs Window Fashions, the Best Experience Company.

SUNSETBLINDS & AWNINGS

Free in-home consultations!

**Blinds | Shades
Shutters | Awnings**

Cordless & motorized options

Customized window coverings that suit any room and budget. We offer a variety of window treatments that balance style, comfort and privacy in any space!

Goderich 144 Courthouse Sq. 519.524.5965	Port Elgin 668 Goderich St. 519.832.4543	Kincardine 708 Queen St. 519.396.4541
---	---	--

sunsetblinds.ca
sunsetblinds@hurontel.on.ca



VALLEY HOME IMPROVEMENTS

Choosing the right construction company for your property is a big decision – choosing us is the right one! With over two decades of experience, no project is too large or small for us. Bringing your vision for your space to life in creative and functional ways is what we do best.

What makes us great at what we do? Our team of knowledgeable and experienced staff, our longstanding network of skilled tradespeople and suppliers, using only the highest quality of products and our attention to detail. What does this mean for you? A highly skilled team that is invested in the success of your project, with exceptional, durable, and safe results.

You always come first – we pride ourselves on our trusting relationships with customers. Your time is valuable, and we work really hard to stay on schedule, tracking timelines and milestones. We are Tarion and Aging in Place licensed, so you know you're in good hands. Rest easy, leave the technicalities to us and look forward to the finished project!

Whether it's a brand new construction you need, renovating a space or creating an addition – we've got you. Get in touch, we'd love to have a chat about how we can help.

519.924.0025
valleyhomeimprovements.ca

(Please see ad on pg 53)



COTTAGE COUNTRY DESIGNS

Amanda Thede, owner of **Cottage Country Designs**, is committed to providing great service and making the renovation or building process as stress-free and enjoyable as possible for her clients while making their dreams a reality.

As a full-service design firm, she specializes in maximizing the potential in your space and honouring your style while respecting your budget. She takes on a project as if it's her own and she advocates, provides solutions and expertise, so they get the results they're looking for.

Amanda knows that interior design is a very personalized service. Every client is different and has their own unique style with different goals and objectives. Amanda works with you to make your dream look in a room or throughout your home.

Begin with a Discovery Call as a starting point for a DIY or a full-service design project. From kitchen and bath renovations to complete home renovations and new builds, Amanda will work with you to create a unique space that reflects your personal aesthetic and will be there with you every step of the way.

Before you begin with your new project, give Amanda a call!

ccdesigns.ca
Saugeen Shores, ON
519.389.1667
amanda@ccdesigns.ca

(Please see ad on pg 17)



GREAT LAKES WOODWORKING

Here at **Great Lakes Woodworking**, we specialize in quality solid wood from start to finish! We guarantee your project will have details that get noticed! Whether you are looking to update your kitchen with a modern appeal, or starting from scratch, we can help make your ideas come to life! We can create any custom design to fit your needs while offering you solid products, custom made to your dream kitchen. There is no middleman, which means you get a one-of-a-kind creation.

WOOD AND DESIGN SERVICES AVAILABLE FOR:

- kitchen cabinets and custom features
- a variety of islands and accessories
- beautiful range hoods
- pantries with custom shelves or rollout drawers
- solid wood staircases
- custom home office desks
- personalized closets and organizing spaces
- any wood ideas

We pride ourselves in making **QUALITY** and **DURABILITY** with dovetail drawers, soft closing hardware, cabinets made with soft veneer plywood. You can choose from a large selection of paint matching with Benjamin Moore paints, and an array of wood stains for the finishing touch!!

Please give us a call in providing a **FREE DESIGN** for your kitchen and include a quote on your dream kitchen! We guarantee your project will have details that get noticed.

519.363.2474
(Please see ad on pg 31)



HOME & COMMUNITY SUPPORT SERVICES GREY-BRUCE

HCSS Grey-Bruce is a team of caring staff and volunteers who provide community-based services that support independence and enhance quality of life for seniors, adults living with disabilities and their families. The variety of programs and services offered include:

Transportation: for those who have difficulty accessing existing transportation.

Hot and Frozen Meals on Wheels: delivery of locally prepared nutritious and delicious meals.

Day Away: socialization, recreation, and caregiver respite.

Overnight Respite: providing caregivers with a scheduled break for 24-72 hours of respite.

Housekeeping: support for those living in their own homes and who need assistance with household chores.

Friendly Visiting: scheduled social visits and phone calls from a matched volunteer with common interests.

These programs support area seniors and adults living with disabilities to continue to live in their home, with family, and in their community.

Our programs and services are only partially funded through the Ministry of Health, thus we rely heavily upon charitable donations, over 100,000 volunteer hours annually, as well as community and corporate fundraising and grants.

For more information about receiving services, volunteering or making a donation please contact us at: Home & Community Support Services Grey-Bruce | 519.372.2091
hcssgreybruce.com
(Please see ad on pg 55)



POSTECH SCREW PILES

You can't make a great building on a poor foundation – we know this better than anyone. Whatever your project, our screw piles are the perfect solution. Take your pick from decks, garages, additions, homes, sunrooms – any structure that concrete can support, screw piles do it better.

That's not all. Compared to concrete, installing screw piles is quicker and cheaper, there are no landscaping damages and they can be fixed in almost all types of soil with minimal equipment. This means you can get started with your construction a lot sooner, keeping overall costs down. A win-win!

Postech Screw Piles are insulated from the inside, this is durable and permanent. Even better, this stops ice or frost from forming at their base, making them ideal for the Canadian climate. Our expert certified installers are around the corner from you, ready to help start your project on the right footing. Working with us is as easy as 1, 2, 3.

1. Get on an initial call with us.
2. We schedule an appointment and complete your installation.
3. You get to start your construction!

We service Grey, Bruce and Dufferin counties. Get in touch, we'd love to have a chat about how we can help.
519.924.0050
postechpiles.com
(Please see ad on pg 22)



YOU'VE NEVER SEEN A KITCHEN STORE LIKE THIS BEFORE!

The Cook's Cupboard has opened a brand-new location in the former 12,000 sq. ft. Little's Furniture building in Port Elgin.

The addition of this third location expands the variety of curated local and international gourmet foods available to our customers as well as extending the reach of our vast selection of quality kitchenware to even more communities.

KITCHENWARE: With over 10,000 quality kitchenware items; whether you're a professional chef, an everyday cook, or a bride to be ... you'll find it at The Cook's Cupboard. We carry the world's top brands of kitchen knives, cookware, gadgets, linens, and small appliances.

GOURMET FOOD: Now with over 1,500 food and drink items in stock from around the world, we have everything you need to spark your culinary creativity. You'll find the highest quality international ingredients, cocktail syrups, garnishes, pastas, hot sauces, marmalades, soups, seasonings and more.

Shop in-store or online and have it shipped directly to you or pickup at any of our locations with **FREE** transfers between stores.

Discover your inner chef today!

183 Goderich St, Port Elgin
226.453.2225
874 2nd Ave E, Owen Sound
519.376.7729
169 High St, Southampton
519.483.8000
fulfords.com
(Please see ad on pg 33)



WEST SHORE STONE & BRICK

Are you building a new home, renovating or enhancing your outdoor living space? **West Shore Stone & Brick** can help you with your masonry and landscaping needs.

At our showroom/yard near Kincardine you will find a huge selection of brick and stone, stone veneers, steps, pavers, firepits and more for all your projects. We have made great contacts with suppliers and quarries so we get the best quality and choicest selection of stone. You will find flagstone, armour stone, natural stone, interlocking pavers, walls and much more in a myriad of colours and styles.

We can help you out with any aggregate needs, bulked or bagged. We offer Mulch, Topsoil, Algonquin River Rock, Beachstone, Peastone, Gravels, Stone Dust, Brick Sand. Need an accent in your flower bed or lawn? Drop in and see our selection of decorative rock, from sparkly to rugged looking.

This is a one-stop-shop for contractors where you will find masonry tools, mortar, sands, sills, lintels, etc. However, West Shore Stone & Brick is open to the public whether you are a do-it-yourself type or need a contracting or landscaping referral.

2047 Conc 12, Ripley
1.855.395.2747
westshorestoneandbrick.com
(Please see ad on pg 14)



STEWART HAULAGE & CONTRACTING

Operated by Al and Chad Stewart along with their families. Al and Chad were both born and raised on the Peninsula.

We are a local business and have serviced the Bruce Peninsula region for over 30 years. During those three decades we've witnessed many changes on the Peninsula, reinforcing the old saying 'the only thing certain is change.'

We provide a wide variety of services including:

- Lot clearing and preparation
- Driveway installation
- Digging foundations
- Backfilling
- Landscaping
- Armour walls and shore work
- Supply topsoil, sand, gravel and stone

We're committed to providing quality service and stand by the work we do. It's been a pleasure to call this area 'home' and our customers our friends.

Call us today
Serving the Bruce Peninsula
Cell: 519.379.8358
Office: 519.793.3096
stewartconnie@hotmail.com
(Please see ad on pg 77)



SOCK PUMPKINS

PROJECT AND PHOTOGRAPHY **ERIN ROCHON**

The air is crisp, the leaves are changing, fall is finally here! Bring a warm, cosy feel into your space with this spin on classic fall décor. These charming sock pumpkins are so easy to make. Find a comfortable spot and start creating. Here are the materials and steps to make stylish sock pumpkins.

MATERIALS

- 3 socks
- Fabric scissors
- Embroidery needle
- Embroidery floss
- Dried beans or rice
- 2 pieces of felt in colours complementary to your socks
- Pipe cleaners
- Pencil
- Stick
- Glue gun

HOW-TO

Start by cutting the top of the sock approximately six-inches in length or just over the heel.

Next, turn the sock inside out, then use the embroidery floss and needle to sew the bottom of the sock. This will be the bottom of the pumpkin. Once complete, pull the thread tight to cinch the bottom and tie a knot.

Turn the sock inside out and back to its original side. Pour the dried beans into the sock to give some weight and stuff with polyfill until the pumpkin is plump. Tie a knot with the floss to close the top and cut off any extra fabric.

To create the ridges of the pumpkin, thread the floss through the needle and insert the needle into the bottom of the pumpkin. Push the needle through to the top and wrap the floss completely around half of the pumpkin, inserting the needle back into the bottom. Make sure to pull the floss tight to create a ridge. Continue this step until there are six ridges on the pumpkin and tie off the thread.

To add some detail to your pumpkin, use the felt to cut out a rounded triangle shape and glue it onto the top centre of the pumpkin.

Cut a leaf shape out of the felt and glue it to the top.

Wrap a pipe cleaner around a pencil to create a curl and glue it onto the pumpkin.

Glue a small stick to the top as your stem and your pumpkin is complete! Continue to make a few more pumpkins to make a grouping.

Elevate your space and bring that fall feeling inside by adding these to a mantel, front foyer or on your dining room table. **OH**



The most energy efficient homes on the market.

Stockist & distributor of **amvic** building system

High-R Construction

Custom Home Builder
Excavating | Foundations
Septic Installations
Certified Insulated Concrete Forms Installer

519-377-7217 | 519-377-7331
www.HighR.ca

OUR HOMES attracts the area's finest businesses to advertise in our pages, and utilize our unparalleled distribution and coffee-table appeal to market their products and services. We're making it easier for you, our readers, to become educated as you plan your home- and real estate-related purchasing decisions. View these business ads online at ourhomes.ca. The listings below are organized alphabetically by industry.

OUR HOMES is committed to ensuring the businesses below appear under the correct headings. To make a correction, or to have your business listed under more than one heading, please email bettyann.fawcett@ourhomes.ca. To have your business listed in our Home Resource Directory, call us to advertise at 519.986.2599.

APPLIANCES

Macdonald's Furniture & Appliances, 2
Square Deal Neil's TV & Appliances, 45

ART/ARTISANS/ART GALLERIES/ STUDIOS/WORKSHOPS

Interior Motives, 23

AUDIO VIDEO/HOME AUTOMATION/ ELECTRONICS/SMART HOME TECHNOLOGY

HDTV and Electronics, 47
Schneider Electric, 49

BUILDERS

Candue Homes, 13
Great Lakes Custom Homes, 29
Grey Bruce Builders Ltd., 87
High R Construction, 109
Miller's Home Hardware Building
Centre/Beaver Homes, 105
RTC Carpentry Inc., 103
The Great Lakes Frame Company, 116
Universal Builders, 75
Valley Home Improvements, 53, 106
Warton Design Centre div of
Warton Home Building Centre, 33

BUILDING/LANDSCAPE SUPPLIES

Centre Grey Building Supplies, 111
Flesherton/Markdale Home Hardware, 111
Miller's Home Hardware Building
Centre/Beaver Homes, 105
Moggie Valley Timber Inc., 43
Warton Design Centre div of
Warton Home Building Centre, 33

CABINETS & MILLWORK/ CARPENTRY/FINE WOODWORKING/ CUSTOM FURNITURE

Brubacher Cabinets, 79
Great Lakes Woodworking Elmwood, 31, 106
Luxury Woodworking, 58&59
Topnotch Furniture, 8&9

COUNTERTOPS

City Stone, 17
The Old Barn, 4&5

DRYWALL/PLASTER/STUCCO

Meg's Drywall, 73

EDUCATION

Ontario Youth Apprenticeship
Program (OYAP), 88&89

ELECTRICAL

Dingwall Electric, 113
Schneider Electric, 49

EXCAVATING/SITE PREP/SEPTIC

Stewart Haulage and Contracting, 77, 107

FENCING/DECKS/GATES

Built Wright Fencing, 13
Postech Grey Bruce, 22, 107
Precision Deck and Fence, 10

FINANCIAL/INSURANCE/ MORTGAGE/INVESTING

Scotiabank – Global Wealth
Management, 27

FIREPLACES & STOVES/ACCESSORIES

Chantico Fireplace Gallery, 12
Pratt Plumbing and Heating, 16
The Fyre Place & Patio Shop, 73, 87

FLOORING

Cuneo Interiors Carpet One Floor
& Home, 7, 63
Moggie Valley Timber Inc., 43
South Bruce Flooring, 21
The Flooring Place, 16

FLORAL DESIGN/FLORESTS

Markdale Flowers, 27

FOOD & DRINK/RESTAURANTS/ CATERING/DELI

Georgian Bay Country Market, 29
The Cook's Cupboard, 33, 107
Top of the Rock, 111

FOUNDATIONS

Cook Concrete, 43
Postech Grey Bruce, 22, 107

FRAMING/SIDING/MILLWORK

Grey Bruce Builders Ltd., 87

FURNITURE & HOME DECOR/ ACCENTS/GIFTS/COLLECTIBLES

Country Charm Mennonite Furniture, 11
Elegant Stone House, 31
Fulfords Hardware Inc., 33, 107
Home Decor & More, 55
House Rules Design Shop, 61
Interior Motives, 23
Macdonald's Furniture & Appliances, 2

Smitty's Fine Furniture, 115
The Fyre Place & Patio Shop, 73, 87
Topnotch Furniture, 8&9
Unique Pieces, 103
Warton Design Centre div of
Warton Home Building Centre, 33

GARDEN CENTRES/GREENHOUSES/ NURSERIES

Maxwell Garden Center, 75

GEOTHERMAL

Sandy Hamilton Plumbing &
Heating Inc., 51

GLASS/MIRROR & DESIGN/GLASS WALLS

The Glass Place, 16

HEATING & COOLING

Ken Philp ClimateCare, 53
Pratt Plumbing and Heating, 16
Sandy Hamilton Plumbing &
Heating Inc., 51

HOME ENTERTAINMENT

HDTV and Electronics, 47
Schneider Electric, 49

HOME IMPROVEMENTS/ RENOVATIONS

Great Lakes Custom Homes, 29
RTC Carpentry Inc., 103
Valley Home Improvements, 53, 106

INSULATION

Airtight Insulation Solutions, 43
High R Construction, 109

INTERIOR DESIGN/HOME STAGING

Cottage Country Designs, 17, 106
Cuneo Interiors Carpet One Floor
& Home, 7, 63
Fulfords Hardware Inc., 33, 107
Home Town Design, 27
House Rules Design Shop, 61

KITCHEN & BATH

Brubacher Cabinets, 79
Fulfords Hardware Inc., 33, 107
Great Lakes Woodworking Elmwood, 31, 106
House Rules Design Shop, 61
Luxury Woodworking, 58&59
Warton Design Centre div of
Warton Home Building Centre, 33

KITCHENWARE/RESTAURANT SUPPLY

The Cook's Cupboard, 33, 107

LANDSCAPE DESIGN & ARCHITECTURE/ LANDSCAPING/LAWN & GARDEN

McDonald Crilly Landscaping
& Grading, 51

MACHINERY/SMALL EQUIPMENT/ FARM SUPPLIES

Equipment Ontario, 85
Maple Lane Farm Service, 51

ORGANIZATION/STORAGE

Wilson Solutions, 19

OUTDOOR FURNITURE/STRUCTURES

Maxwell Garden Center, 75
The Fyre Place & Patio Shop, 73, 87

PAINTING & DECORATING

Benjamin Moore, 7
Cuneo Interiors Carpet One Floor
& Home, 7, 63
Fulfords Hardware Inc., 33, 107

Grey Bruce Paint, 79
House Rules Design Shop, 61
Lockwood Painting, 55
Martin's Home Hardware, 7

PAINTING, PRIMING, BLASTING & STAINING

Premier Industrial Painting, 45

PAVING/CEMENT/CONCRETE/ INTERLOCK

Cook Concrete, 43
Extreme Linings and Coatings, 85

PLUMBING

Dingwall Electric, 113
Ken Philp ClimateCare, 53
NuFlow Plumbing & Gas, 103
Pratt Plumbing and Heating, 16
Sandy Hamilton Plumbing & Heating Inc., 51

REAL ESTATE

Chestnut Park, 15
Engel & Völkers – McGregor Hahne
Group, 6

Royal LePage RCR Realty –
Scott Crowther, 77
Sutton Sound Realty Inc. – Krista Gill,
Conrad Brubacher, 3

ROOFING

Reilly's Roofing, 47

SPECIAL ASSOCIATIONS

Home Community Support Services
Grey Bruce, 55, 106

STONE PRODUCTS/VENEER

West Shore Stone and Brick Inc., 14, 107

WINDOW TREATMENTS

Budget Blinds of Owen Sound, 27
Cuneo Interiors Carpet One Floor
& Home, 7, 63
Martin's Home Hardware, 7
Sunset Blinds, 105

WINDOWS & DOORS

Desboro Doors, 61

The Municipality of Grey Highlands *The place for all seasons!*

FLESHERTON/MARKDALE HOME HARDWARE



Markdale and Flesherton Home Hardware for all your paint, plumbing, electrical, hardware, household and outdoor needs. Markdale now carrying a wide selection of safety footwear with the best brands at great prices. Come in and check out our new product lines. As always, our friendly staff are here to help.

Markdale 519.986.3011
markdalehomehardware.ca
Flesherton 519.924.2430
fleshertonhomehardware.ca

CENTRE GREY BUILDING SUPPLIES



Your one stop home building and improvement store. We carry lumber, insulation, plumbing, electrical, roofing, handtools, windows, doors, paint, cabinets, and countertops. Free delivery and estimates.



74 Lorne St., Markdale
519.986.2641
1.800.461.7093

TOP O'THE ROCK



EVERYTHING YOU NEED IN 1 STOP
Groceries - Deli - Bakery
Many Locally Prepared Foods
Caring Staff
Quick Lunches
Breakfast Bagels Made to Order
Making life easier & healthier
FOR YOU!
Open Daily 7:30 a.m.

Grey Road #13
Eugenia
519.924.3244

cooking at home

Spaghetti Squash LASAGNA BOATS



RECIPE AND
PHOTOGRAPHY
JENELLE MCCULLOCH

These spaghetti squash boats are layered with classic lasagna features – marinara sauce, creamy ricotta and melted mozzarella.

INGREDIENTS (Serves 4)

- 2 spaghetti squash
- ½ cup ricotta cheese
- ½ cup milk or heavy cream
- ⅛ tsp ground nutmeg
- Salt and black pepper
- 2 cups mozzarella cheese, shredded
- 1 Tbsp olive oil
- 1 pound of ground beef
- 1 medium white onion, chopped
- 3 cloves of garlic, chopped
- 1 can (28 ounce) of crushed tomatoes
- 1 dried bay leaf
- 2 tsp dried oregano
- Garnish: ricotta cheese and fresh herbs

INSTRUCTIONS

Preheat your oven to 425°F.

Poke holes into your spaghetti squash with a fork and microwave for three minutes each.

Let cool slightly then cut in half lengthwise and remove seeds. Place on a baking sheet.

Combine ricotta cheese, milk and nutmeg in a bowl. Season with salt and pepper. Stir in one cup of mozzarella cheese and set aside.

To make the marinara sauce, heat olive oil in a large pot over high heat.

Sear the ground beef and brown all over, about five to eight minutes.

Add onion and garlic and cook another two minutes. Reduce heat to low.

Add the tomatoes, bay leaf, oregano and a pinch each of salt and pepper.

Simmer for 15 minutes or until the sauce thickens slightly.

Remove the bay leaf. Taste and adjust seasonings as needed.

To assemble, season each squash with salt and pepper then divide the marinara sauce equally into the cavity of each squash.

Top with the cheese mixture and remaining mozzarella cheese.

Cover with foil and bake for 20-30 minutes, depending on the size of your squash. Remove the foil and bake for 15-20 minutes until golden brown.

Let the squash cool for five minutes and top with additional ricotta cheese and fresh herbs to serve. **OH**



Your Vision.
Our Expertise.



Expert electricians turning your lighting dreams into reality. Specializing in professional lighting layouts and quality service in the custom home industry since 1976.

519.323.4778 | dingwallelectric.ca
admin@dingwallelectric.ca

EXPAND THE
ONLINE PRESENCE
OF YOUR BUSINESS

INQUIRE ABOUT OUR
DIGITAL ADVERTISING
OPPORTUNITIES



REACH 500,000+ PEOPLE ONLINE

• SOCIAL MEDIA POSTS • NEWSLETTER ADS • SPONSORED ARTICLES • AND MORE



ourhomes
CELEBRATING LIFE AT HOME

FOLLOW US ON   


finishing touch

PHOTO: JASON HARTOG | DESIGNER: JULIA CORREIA



home WORK

RECREATE THIS LOOK IN YOUR OWN HOME.



7



8



9



10

Customize with your choice of leg finish and upholstery fabric.

- 1. **MADE GOODS:** Sidney Mirror in Young Pen Shell Finish
- 2. **BREWSTER:** Lilt Blue Faux Grasscloth Wallpaper
- 3. **CYAN DESIGN:** Pedregal Vase in White
- 4. **CB2:** Stud Decanter
- 5. **AERIN:** Classic Shagreen Butler Tray in Chocolate
- 6. **SUNPAN:** Mercury Console Table
- 7. **JAIPUR LIVING:** Branham BRA06 Area Rug
- 8. **SUNPAN:** Rebel Desk in Gold & Raw Umber
- 9. **CURREY & COMPANY:** Thayer Desk Lamp
- 10. **BERNHARDT INTERIORS:** Remy Side Chair **OH**


Smitty's FINE FURNITURE



For the LOVE of CANADIAN FURNITURE


We present the best selection of Canadian-made furniture in our showrooms with one goal in mind: to help our clients make the right furniture choices for their home. From custom orders to in-home delivery, our friendly expertise has put our customers first since 1949.



BRENTWOOD CLASSICS 

Hanover Showroom
170 3rd Street
Hanover, ON
Tel: 519-364-3800

Email us:
info@smittysfurniture.com

Follow Us:
 @smittysfinefurniture

Browse: smittysfurniture.com

Kitchener Showroom:
170A Gateway Park Drive
Kitchener, ON
Tel: 519-658-9313

ESTABLISHED 1989



THE GREAT LAKES
Frame Company



Exquisite handcrafted timber frame homes

519.794.0400 WWW.GREATLAKESFRAME.COM